


Needle Bearings



217-
266

Product Reference & Interchange Catalog

CATALOG
2008



CONSOLIDATED BEARINGS COMPANY

Ten Wing Drive, Cedar Knolls, New Jersey 07927-1099

Tel: (973) 539-8300

Toll Free: 1-877-CON-BRG4

Fax: (973) 539-5902

(266-2744)

E-mail: sales@consbrgs.com Web Site: www.consbrgs.com

The contents of this catalog are the copyright of the publisher and may not be reproduced (including extracts) unless permission is granted in writing by Consolidated Bearings Company, Cedar Knolls, New Jersey. Every care has been taken to ensure the accuracy of the data contained in this catalog. No liability can be accepted for any errors, omissions or manufacturing design changes.

Price per copy - \$75.00

© Copyright 2008, Consolidated Bearings Co.



About the Company...

Consolidated Bearings Company, founded in 1932 by William F. Meerwarth, was originally established as a bearing rebuilder and manufacturer. In 1934 **Consolidated** obtained the exclusive contract to represent the SRO Ball Bearing Company of Zürich, Switzerland for sales of its products in the United States.

During World War II, when importing from Europe became non-existent, **Consolidated** concentrated its efforts in its Bearing Rebuilding Division. This Division added many valuable contributions to the War Effort in repairing and rebuilding worn bearings on an emergency basis. For their efforts, **Consolidated** earned the Army/Navy "E" Award.

Soon after the war, **Consolidated** reactivated its Import Division by representing several major European bearing manufacturers. Selling exclusively to Bearing Distributors and OEM Accounts, **Consolidated** established a network of sales offices and district warehouses throughout the United States to provide prompt and efficient service to all its customers.

In 1969, **Consolidated** built and moved to its present location in Cedar Knolls, New Jersey, a suburb West of New York City. Since then, **Consolidated** has twice increased the size of its facilities to keep up with its expanding product line. The most recent enlargement added another 125,000 square feet of warehouse space.

Consolidated is constantly looking at new products and new technologies to meet the future needs of its customers. The goal at **Consolidated** is to provide its customers with the most reliable service possible.

Abbreviations / Brands - Manufacturers

The following is a list of abbreviation/brands we have used in this catalog to identify the manufacturers and their respective country of origin.

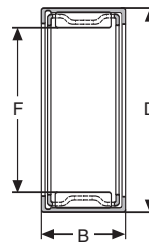
BRAND	MANUFACTURER
ADR	Les Applications du Roulement - Div. of SKF Europe - France
AETNA	Aetna Bearing Co. - U.S.A.
AMERICAN	American Roller Bearing Co. - U.S.A.
ANDREWS	Andrews Bearing Corp. – Subs. of MPB Corp. – U.S.A.
AURORA	Aurora Bearing Co. – U.S.A.
BAL	Emil Baltzer - Germany
4 BARDEN	The Barden Corp. - Div. of Industrierwerk Schaeffler-Germany & USA.
BCA	BCA Bearing Div. - Federal Mogul - U.S.A.
BERLISS	Berliss Bearing Co. - U.S.A.
BOWER	Bower Bearing Div. - Federal Mogul - U.S.A.
CFW	Carl Freudenberg - Germany
CORLETT-TURNER	Corlett-Turner Co. - U.S.A.
ELGES	Helmut Elges GmbH - Germany
3 FAF	Fafnir Bearing - Div. of The Torrington Co. - U.S.A.- Subsidiary of Timken Bearing Co.
4 FAG	FAG Kugelfischer Georg Schafer & Co. - Germany and U.S.A. Subs. of Industrierwerk Schaeffler-Germany & USA.
FBC	Fafnir Bearing Co. Ltd. - England
FED/Schatz	Schatz Federal Bearing Co. Inc. - U.S.A.
GOETZE	Goetzewerka - Germany
HEIM	Heim Bearings Div. – Roller Bearing Co. of America – U.S.A.
1 HOFF	Hoffmann Manufacturing Co. - U.S.A. - England
HYATT	New Departure Hyatt - Hyatt Bearings Div. - U.S.A.
INA	Industrierwerk Schaeffler - Germany & U.S.A.
ISC	Ishii Steel Ball Co. Ltd. – Div. of Genbearco International Corp. - Japan
KACO	Kupfer-Asbest Co. - Germany
KAYDON	Kaydon Corp. - U.S.A.
McGILL	McGill Manufacturing Co. - U.S.A.
MRC	MRC Bearings - Div. of SKF Industries - U.S.A.
NACHI	Nachi-Fujikoshi Corp. - Japan
NADELLA	Nadella Societe Anoyma - France
ND	New Departure Hyatt - U.S.A.
2 NH	Norma Hoffmann Bearing Corporation - U.S.A.
NICE	Nice Ball Bearing Co. - Div. SKF Industries - U.S.A.
NMB	Nippon Miniature Bearing Co. Ltd. – Japan
NSK	NSK Bearing Corp. - Japan
NTN	NTN-Toyo Bearing Co. Ltd. - Japan
RBC	Roller Bearing Co. of America - U.S.A.
RHP	Ransome Hoffmann Pollard Ltd. - England
1 R&M	Ransome & Marles Bearing Co. Ltd - England
RIV	RIV - SKF - Italy
RMB	Landis & Gyr, Inc. - U.S.A.
ROLLWAY	Rollway Bearing Div. - Lipe-Rollway Corp. - U.S.A.
SEALMASTER	Sealmaster Bearing Div. - Emerson Electric - U.S.A.
SKF	SKF Industries - U.S.A, Sweden, England, Germany, France
SMITH	Smith Bearing Co. - U.S.A.
SNR	Societe Nouvelle de Roulements - France
SPHERCO	Spherco Bearing Div. – Emerson Electric – U.S.A.
2 SRO	J. Schmid-Roost Ltd. - Switzerland
STAR	Deutsche Star Kugelhalter GmbH - Germany
STEYR	Steyr-Walzlager GmbH - Subs. of SKF Industries - Austria
THOMSON	Thomson Industries Inc. - U.S.A.
TORRINGTON	The Torrington Company - U.S.A.- Subsidiary of Timken Bearing Co.

¹ These manufacturers have been reorganized to form RHP - Ransome Hoffmann Pollard Ltd.

² These manufacturers have been repurchased by FAG. Therefore, these brands are no longer in use.

³ These manufacturers have been reorganized to form a subsidiary of Timken Bearing Co

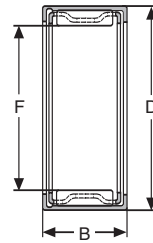
⁴ These manufacturers have been reorganized to form a division of Industrierwerk Schaeffler-Germany & USA.



Without Inner Race

NEEDLE BEARINGS - SHELL TYPE

Consolidated No.	Dimensions (Metric)			Approx. Wgt. (lbs.)	Appropriate Inner Race (Metric)	Interchange	
	F	D	B			FAG SKF	SKF (Old No.)
NAB-10	10	18	13	.030	IR-7X10X16	NAB-10	RHNA 101813 C
NAB-12	12	20	13	.040	IR-9X12X16	NAB-12	RHNA 122013 C
NAB-14	14	22	13	.040	IR-10X14X13	NAB-14	RHNA 142213 C
NAB-16	16	24	13	.040	IR-12X16X13	NAB-16	RHNA 162413 C
NAB-18	18	26	13	.050	IR-15X18X16.5	NAB-18	RHNA 182613 C
NAB-20	20	28	13	.050	IR-15x20x16	NAB-20	RHNA 202813 C
NAB-22	22	32	18	.100	IR-17x22x18	NAB-22	RHNA 223218 C
NAB-25	25	35	18	.110	IR-20x25x20	NAB-25	RHNA 253518 C
NAB-28	28	38	18	.120	IR-22x28x20.5	NAB-28	RHNA 283818 C
NAB-30	30	40	18	.130	IR-25x30x20	NAB-30	RHNA 304018 C
NAB-32	32	42	18	.130	IR-28x32x20	NAB-32	RHNA 324218 C
NAB-35	35	45	18	.150	IR-30x35x20	NAB-35	RHNA 354518 C
NAB-38	38	50	22	.240	-	NAB-38	RHNA 385022 C
NAB-40	40	52	22	.250	IR-35x40x22	NAB-40	RHNA 405222 C
NAB-42	42	54	22	.260	-	NAB-42	RHNA 425422 C
NAB-45	45	57	22	.270	-	NAB-45	RHNA 455722 C
NAB-50	50	62	22	.300	IR-45x50x25	NAB-50	RHNA 506222 C
NAB-55	55	67	22	.320	IR-50x55x25	NAB-55	RHNA 556722 C
NAB-60	60	72	22	.350	IR-50x60x25	NAB-60	RHNA 607222 C

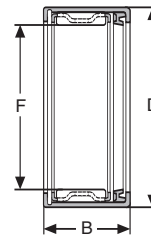
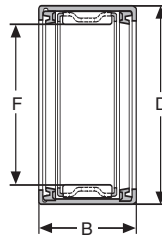


Without Inner Race

NEEDLE BEARINGS - SHELL TYPE - OPEN END

Consolidated No.	Dimensions (Metric)			Approx. Wgt. (lbs.)	Appropriate Inner Race (Metric)	Interchange		
	F	D	B			FAG INA SKF	IKO	SKF (Old No.)
HK-0306	3	6.5	6	.004	-	HK 0306	-	-
HK-0408	4	8	8	.010	-	HK 0408	TLA 48 ZN	RHNA 040808
HK-0509	5	9	9	.010	-	HK 0509	TLA 59 Z	RHNA 050909
HK-0608	6	10	8	.010	-	HK 0608	-	RHNA 061008
HK-0609	6	10	9	.010	-	HK 0609	TLA 69 Z	RHNA 061009
HK-0709	7	11	9	.010	-	HK 0709	TLA 79 Z	RHNA 071109
HK-0808	8	12	8	.010	-	HK 0808	-	RHNA 081208
HK-0810	8	12	10	.010	IR-5x8x12	HK 0810	TLA 810 Z	RHNA 081210
HK-0908	9	13	8	.010	-	HK 0908	-	RHNA 091308
HK-0910	9	13	10	.010	IR-6x9x12	HK 0910	TLA 910 Z	RHNA 091310
HK-0912	9	13	12	.020	IR-6x9x12	HK 0912	TLA 912 Z	RHNA 091312
HK-1010	10	14	10	.010	IR-7x10x10.5	HK 1010	TLA 1010 Z	RHNA 101410
HK-1012	10	14	12	.020	IR-7x10x12	HK 1012	TLA 1012 Z	RHNA 101412
HK-1015	10	14	15	.020	IR-7x10x16	HK 1015	TLA 1015 Z	RHNA 101415
HK-1210	12	16	10	.020	IR-8x12x10.5	HK 1210	TLA 1210 Z	RHNA 121610
HK-1212	12	18	12	.030	IR-8x12x12.5	HK 1212	TLA 1212 Z	RHNA 121812
HK-1312	13	19	12	.030	IR-10x13x12.5	HK 1312	TLA 1312 Z	RHNA 131912
HK-1412	14	20	12	.030	IR-10x14x13	HK 1412	TLA 1412 Z	RHNA 142012
HK-1512	15	21	12	.030	IR-12x15x12.5	HK 1512	TLA 1512 Z	RHNA 152112
HK-1516	15	21	16	.040	IR-12x15x16.5	HK 1516	TLA 1516 Z	RHNA 152116
*HK-1522	15	21	22	.060	IR-12x15x22.5	HK 1522	TLA 1522 Z	RHNA 152122
HK-1612	16	22	12	.030	IR-12x16x13	HK 1612	TLA 1612 Z	RHNA 162212
HK-1616	16	22	16	.040	IR-12x16x16	HK 1616	TLA 1616 Z	RHNA 162216
*HK-1622	16	22	22	.060	IR-12x16x22	HK 1622	TLA 1622 Z	RHNA 162222
HK-1712	17	23	12	.040	-	HK 1712	TLA 1712 Z	RHNA 172312
HK-1812	18	24	12	.040	-	HK 1812	TLA 1812 Z	RHNA 182412
HK-1816	18	24	16	.040	IR-15x18x16.5	HK 1816	TLA 1816 Z	RHNA 182416
HK-2010	20	26	10	.040	-	HK 2010	-	RHNA 202610
HK-2012	20	26	12	.040	IR-15x20x13	HK 2012	TLA 2012 Z	RHNA 202612
HK-2016	20	26	16	.050	IR-17x20x16.5	HK 2016	TLA 2016 Z	RHNA 202616
HK-2020	20	26	20	.060	IR-17x20x20.5	HK 2020	TLA 2020 Z	RHNA 202620
*HK-2030	20	26	30	.090	IR-17x20x30.5	HK 2030	TLA 2030 Z	RHNA 202630
HK-2210	22	28	10	.040	-	HK 2210	-	RHNA 222810
HK-2212	22	28	12	.040	IR-17x22x13	HK 2212	TLA 2212 Z	RHNA 222812
HK-2216	22	28	16	.060	IR-17x22x16	HK 2216	TLA 2216 Z	RHNA 222816
HK-2220	22	28	20	.090	IR-17x22x23	HK 2220	TLA 2220 Z	RHNA 222820
HK-2512	25	32	12	.050	-	HK 2512	TLA 2512 Z	RHNA 253212
HK-2516	25	32	16	.070	IR-20x25x17	HK 2516	TLA 2516 Z	RHNA 253216
HK-2520	25	32	20	.090	IR-20x25x20.5	HK 2520	TLA 2520 Z	RHNA 253220
HK-2526	25	32	26	.110	IR-20x25x26.5	HK 2526	TLA 2526 Z	RHNA 253226
*HK-2538	25	32	38	.170	IR-20x25x38.5	HK 2538	TLA 2538 Z	RHNA 253238
HK-2816	28	35	16	.080	IR-22x28x17	HK 2816	TLA 2816 Z	RHNA 283516
HK-2820	28	35	20	.100	IR-22x28x20.5	HK 2820	TLA 2820 Z	RHNA 283520
HK-3012	30	37	12	.070	-	HK 3012	TLA 3012 Z	RHNA 303712
HK-3016	30	37	16	.090	IR-25x30x17	HK 3016	TLA 3016 Z	RHNA 303716
HK-3020	30	37	20	.110	IR-25x30x20.5	HK 3020	TLA 3020 Z	RHNA 303720
HK-3022	30	37	22	.120	-	HK 3022	-	-
HK-3026	30	37	26	.140	IR-25x30x26.5	HK 3026	TLA 3026 Z	RHNA 303726
*HK-3038	30	37	38	.200	IR-25x30x38.5	HK 3038	TLA 3038 Z	RHNA 303738
HK-3220	32	39	20	.120	-	HK 3220	-	-
HK-3224	32	39	24	.150	-	HK 3224	-	-
HK-3512	35	42	12	.080	-	HK 3512	TLA 3512 Z	RHNA 354212
HK-3516	35	42	16	.110	IR-30x35x17	HK 3516	TLA 3516 Z	RHNA 354216
HK-3520	35	42	20	.130	IR-30x35x20.5	HK 3520	TLA 3520 Z	RHNA 354220
HK-4012	40	47	12	.080	-	HK 4012	TLA 4012 Z	RHNA 404712
HK-4016	40	47	16	.110	IR-35x40x17	HK 4016	TLA 4016 Z	RHNA 404716
HK-4020	40	47	20	.140	IR-35x40x20.5	HK 4020	TLA 4020 Z	RHNA 404720
HK-4512	45	52	12	.116	-	HK 4512	-	-
HK-4516	45	52	16	.120	IR-40x45x17	HK 4516	TLA 4516 Z	RHNA 455216
HK-4520	45	52	20	.150	IR-40x45x20.5	HK 4520	TLA 4520 Z	RHNA 455220
HK-5020	50	58	20	.180	IR-45x50x20	HK 5020	TLA 5020 Z	RHNA 505820
HK-5025	50	58	25	.230	IR-45x50x25.5	HK 5025	TLA 5025 Z	RHNA 505825
HK-5520	55	63	20	.275	IR-50x55x20.5	HK 5520	TLA 5520 Z	-
HK-5528	55	63	28	.391	-	HK 5528	-	-
HK-6012	60	68	12	.173	-	HK 6012	-	-
HK-6020	60	68	20	.303	-	HK 6020	-	-
HK-6032	60	68	32	.498	-	HK 6032	-	-

*Double row of needle rollers and one lubrication hole.



Two Seals
2RS

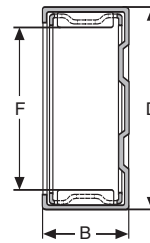
One Seal
RS

NEEDLE BEARINGS - SHELL TYPE - TWO SEALS

Consolidated No.	Dimensions (Metric)			Approx. Wgt. (lbs.)	Appropriate Inner Race (Metric)	Interchange				
	F	D	B			FAG	IKO	INA	SKF	SKF (Old No.)
HK-0810-2RS	8	12	10	.010	-	HK 0810.2RS	-	-	-	-
HK-0812-2RS	8	12	12	.012	-	HK 0812.2RS	-	HK 0812.2RS	HK 0812.2RS	-
HK-1014-2RS	10	14	14	.018	-	HK 1014.2RS	-	HK 1014.2RS	HK 1014.2RS	-
HK-1216-2RS	12	18	16	.040	-	HK 1216.2RS	TLA 1216 UU	HK 1216.2RS	HK 1216.2RS	RHNA 121816-2RS
HK-1416-2RS	14	20	16	.040	IR-10x14x20	HK 1416.2RS	TLA 1416 UU	HK 1416.2RS	HK 1416.2RS	RHNA 142016-2RS
HK-1516-2RS	15	21	16	.050	IR-12x15x16.5	HK 1516.2RS	TLA 1516 UU	HK 1516.2RS	HK 1516.2RS	RHNA 162216-2RS
HK-1520-2RS	15	21	20	.063	-	HK 1520.2RS	-	HK 1520.2RS	HK 1520.2RS	-
HK-1616-2RS	16	22	16	.050	IR-12x16x16	HK 1616.2RS	TLA 1616 UU	HK 1616.2RS	HK 1616.2RS	RHNA 162216-2RS
HK-1620-2RS	16	22	20	.063	-	HK 1620.2RS	-	HK 1620.2RS	HK 1620.2RS	-
HK-1816-2RS	18	24	16	.050	IR-15x18x16.5	HK 1816.2RS	TLA 1816 UU	HK 1816.2RS	HK 1816.2RS	RHNA 182416-2RS
HK-2016-2RS	20	26	16	.050	IR-17x20x16.5	HK 2016.2RS	TLA 2016 UU	HK 2016.2RS	HK 2016.2RS	RHNA 202616-2RS
HK-2020-2RS	20	26	20	.070	IR-17x20x20.5	HK 2020.2RS	TLA 2020 UU	HK 2020.2RS	HK 2020.2RS	RHNA 202620-2RS
HK-2216-2RS	22	28	16	.060	IR-17x22x16	HK 2216.2RS	TLA 2216 UU	HK 2216.2RS	HK 2216.2RS	RHNA 222816-2RS
HK-2220-2RS	22	28	20	.070	IR-17x22x23	HK 2220.2RS	TLA 2220 UU	HK 2220.2RS	HK 2220.2RS	RHNA 222820-2RS
HK-2516-2RS	25	32	16	.070	IR-20x25x17	HK 2516.2RS	TLA 2516 UU	HK 2516.2RS	HK 2516.2RS	RHNA 253216-2RS
HK-2520-2RS	25	32	20	.090	IR-20x25x20.5	HK 2520.2RS	TLA 2520 UU	HK 2520.2RS	HK 2520.2RS	RHNA 253220-2RS
HK-2524-2RS	25	32	24	.110	IR-20x25x26.5	HK 2524.2RS	-	HK 2524.2RS	HK 2524.2RS	RHNA 253224-2RS
HK-2530-2RS	25	32	30	.166	IR-20x25x30	HK 2530.2RS	-	HK 2530.2RS	HK 2530.2RS	-
HK-2820-2RS	28	35	20	.070	IR-22x28x20.5	HK 2820.2RS	TLA 2820 UU	HK 2820.2RS	HK 2820.2RS	RHNA 283520-2RS
HK-3016-2RS	30	37	16	.090	IR-25x30x17	HK 3016.2RS	TLA 3016 UU	HK 3016.2RS	HK 3016.2RS	RHNA 303716-2RS
HK-3020-2RS	30	37	20	.110	IR-25x30x20.5	HK 3020.2RS	TLA 3020 UU	HK 3020.2RS	HK 3020.2RS	RHNA 303720-2RS
HK-3024-2RS	30	37	24	.130	IR-25x30x26	HK 3024.2RS	-	HK 3024.2RS	HK 3024.2RS	RHNA 303724-2RS
HK-3516-2RS	35	42	16	.110	IR-30x35x17	HK 3516.2RS	TLA 3516 UU	HK 3516.2RS	HK 3516.2RS	RHNA 354216-2RS
HK-3520-2RS	35	42	20	.140	IR-30x35x20.5	HK 3520.2RS	TLA 3520 UU	HK 3520.2RS	HK 3520.2RS	RHNA 354220-2RS
HK-4016-2RS	40	47	16	.110	IR-35x40x17	HK 4016.2RS	TLA 4016 UU	HK 4016.2RS	HK 4016.2RS	RHNA 404716-2RS
HK-4020-2RS	40	47	20	.150	IR-35x40x20.5	HK 4020.2RS	TLA 4020 UU	HK 4020.2RS	HK 4020.2RS	RHNA 404720-2RS
HK-4520-2RS	45	52	20	.170	IR-40x45x20.5	HK 4520.2RS	TLA 4520 UU	HK 4520.2RS	HK 4520.2RS	RHNA 455220-2RS
HK-5024-2RS	50	58	24	.250	IR-45x50x25	HK 5024.2RS	-	HK 5024.2RS	HK 5024.2RS	RHNA 505824-2RS

ONE SEAL

HK-0810-RS	8	12	10	.010	-	HK 0810RS	-	HK 0810RS	HK 0810RS	-
HK-0812-RS	8	12	12	.011	-	HK 0812RS	-	-	-	-
HK-1012-RS	10	14	12	.015	-	HK 1012RS	-	HK 1012RS	HK 1012RS	-
HK-1214-RS	12	18	14	.040	-	HK 1214RS	-	HK 1214RS	HK 1214RS	-
HK-1414-RS	14	20	14	.040	IR-10x14x16	HK 1414RS	-	HK 1414RS	HK 1414RS	RHNA 142014-RS
HK-1514-RS	15	21	14	.040	IR-12x15x16.5	HK 1514RS	-	HK 1514RS	HK 1514RS	RHNA 152114-RS
HK-1518-RS	15	21	18	.056	-	HK 1518RS	-	HK 1518RS	HK 1518RS	-
HK-1614-RS	16	22	14	.040	IR-12x16x16	HK 1614RS	-	HK 1614RS	HK 1614RS	RHNA 162214-RS
HK-1814-RS	18	24	14	.040	IR-15x18x16.5	HK 1814RS	-	HK 1814RS	HK 1814RS	RHNA 182414-RS
HK-2018-RS	20	26	18	.060	IR-17x20x20.5	HK 2018RS	-	HK 2018RS	HK 2018RS	RHNA 202618-RS
HK-2214-RS	22	28	14	.056	IR-17x22x16	HK 2214RS	-	HK 2214RS	HK 2214RS	-
HK-2218-RS	22	28	18	.060	IR-17x22x23	HK 2218RS	-	HK 2218RS	HK 2218RS	RHNA 222818-RS
HK-2514-RS	25	32	14	.060	IR-20x25x17	HK 2514RS	-	HK 2514RS	HK 2514RS	RHNA 253214-RS
HK-2518-RS	25	32	18	.080	IR-20x25x20.5	HK 2518RS	-	HK 2518RS	HK 2518RS	RHNA 253218-RS
HK-2522-RS	25	32	22	.100	IR-20x25x26.5	HK 2522RS	-	HK 2522RS	HK 2522RS	RHNA 253222-RS
HK-2818-RS	28	35	18	.065	IR-22x28x20.5	HK 2818RS	-	-	-	-
HK-3018-RS	30	37	18	.100	IR-25x30x20.5	HK-3018RS	-	HK-3018RS	HK-3018RS	RHNA 303718-RS
HK-3022-RS	30	37	22	.120	IR-25x30x26	HK 3022RS	-	HK 3022RS	HK 3022RS	RHNA 303722-RS
HK-3518-RS	35	42	18	.120	IR-30x35x20.5	HK 3518RS	-	HK 3518RS	HK 3518RS	RHNA 354218-RS
HK-4018-RS	40	47	18	.130	IR-35x40x20.5	HK 4018RS	-	HK 4018RS	HK 4018RS	RHNA 404718-RS
HK-4518-RS	45	52	18	.140	IR-40x45x20.5	HK 4518RS	-	HK 4518RS	HK 4518RS	RHNA 455218-RS
HK-5022-RS	50	58	22	.220	IR-45x50x25	HK 5022RS	-	HK 5022RS	HK 5022RS	RHNA 505822-RS

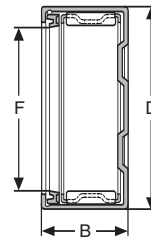


Without Inner Race

NEEDLE BEARINGS - SHELL TYPE - CLOSED END

Consolidated No.	Dimensions (Metric)			Approx. Wgt. (lbs.)	Appropriate Inner Race (Metric)	Interchange		
	F	D	B			FAG INA SKF	IKO	SKF (Old No.)
BK-0306	3	6.5	6	.004	-	BK 0306	-	-
BK-0408	4	8	8	.010	-	BK 0408	TLAM 48 N	RBNA 040808
BK-0509	5	9	9	.010	-	BK 0509	TLAM 59	RBNA 050909
BK-0609	6	10	9	.010	-	BK 0609	TLAM 69	RBNA 061009
BK-0709	7	11	9	.010	-	BK 0709	TLAM 79	RBNA 071109
BK-0808	8	12	8	.011	-	BK 0808	-	-
BK-0810	8	12	10	.010	IR-5x8x12	BK 0810	TLAM 810	RBNA 081210
BK-0910	9	13	10	.015	IR-6x9x12	BK 0910	TLAM 910	-
BK-0912	9	13	12	.020	IR-6x9x12	BK 0912	TLAM 912	RBNA 091312
BK-1010	10	14	10	.020	IR-7x10x10.5	BK 1010	TLAM 1010	RBNA 101410
BK-1012	10	14	12	.020	IR-7x10x12	BK 1012	TLAM 1012	RBNA 101412
BK-1015	10	14	15	.020	IR-7x10x16	BK 1015	TLAM 1015	RBNA 101415
BK-1210	12	16	10	.020	IR-8x12x10.5	BK 1210	TLAM 1210	RBNA 121610
BK-1212	12	18	12	.030	IR-8x12x12.5	BK 1212	TLAM 1212	RBNA 121812
BK-1312	13	19	12	.030	IR-10x13x12.5	BK 1312	TLAM 1312	RBNA 131912
BK-1412	14	20	12	.030	IR-10x14x13	BK 1412	TLAM 1412	RBNA 142012
BK-1512	15	21	12	.040	IR-12x15x12.5	BK 1512	TLAM 1512	RBNA 152112
BK-1516	15	21	16	.050	IR-12x15x16.5	BK 1516	TLAM 1516	RBNA 152116
BK-1522	15	21	22	.060	IR-12x15x22.5	BK 1522	TLAM 1522	RBNA 152122
BK-1612	16	22	12	.040	IR-12x16x13	BK 1612	TLAM 1612	RBNA 162212
BK-1616	16	22	16	.050	IR-12x16x16	BK 1616	TLAM 1616	RBNA 162216
BK-1622	16	22	22	.070	IR-12x16x22	BK 1622	TLAM 1622	RBNA 162222
BK-1712	17	23	12	.040	-	BK 1712	TLAM 1712	RBNA 172312
BK-1812	18	24	12	.053	IR-15x18x12.5	BK 1812	TLAM 1812	-
BK-1816	18	24	16	.050	IR-15x18x16.5	BK 1816	TLAM 1816	RBNA 182416
BK-2012	20	26	12	.040	IR-15x20x13	BK 2012	TLAM 2012	RBNA 202612
BK-2016	20	26	16	.060	IR-17x20x16.5	BK 2016	TLAM 2016	RBNA 202616
BK-2020	20	26	20	.060	IR-17x20x20.5	BK 2020	TLAM 2020	RBNA 202620
BK-2030	20	26	30	.100	IR-17x20x30.5	BK 2030	TLAM 2030	RBNA 202630
BK-2212	22	28	12	.050	IR-17x22x13	BK 2212	TLAM 2212	RBNA 222812
BK-2216	22	28	16	.060	IR-17x22x16	BK 2216	TLAM 2216	RBNA 222816
BK-2220	22	28	20	.090	IR-17x22x23	BK 2220	TLAM 2220	RBNA 222820
BK-2512	25	32	12	.060	-	BK 2512	TLAM 2512	RBNA 253212
BK-2516	25	32	16	.080	IR-20x25x17	BK 2516	TLAM 2516	RBNA 253216
BK-2520	25	32	20	.100	IR-20x25x20.5	BK 2520	TLAM 2520	RBNA 253220
BK-2526	25	32	26	.120	IR-20x25x26.5	BK 2526	TLAM 2526	RBNA 253226
BK-2538	25	32	38	.170	IR-20x25x38.5	BK 2538	TLAM 2538	RBNA 253238
BK-2816	28	35	16	.090	IR-22x28x17	BK 2816	TLAM 2816	RBNA 283516
BK-2820	28	35	20	.110	IR-22x28x20.5	BK 2820	TLAM 2820	RBNA 283520
BK-3012	30	37	12	.070	-	BK 3012	TLAM 3012	RBNA 303712
BK-3016	30	37	16	.090	IR-25x30x17	BK 3016	TLAM 3016	RBNA 303716
BK-3020	30	37	20	.120	IR-25x30x20.5	BK 3020	TLAM 3020	RBNA 303720
BK-3026	30	37	26	.150	IR-25x30x26.5	BK 3026	TLAM 3026	RBNA 303726
BK-3038	30	37	38	.210	IR-25x30x38.5	BK 3038	TLAM 3038	RBNA 303738
BK-3512	35	42	12	.090	-	BK 3512	TLAM 3512	RBNA 354212
BK-3516	35	42	16	.187	IR-30x35x17	BK 3516	TLAM 3516	-
BK-3520	35	42	20	.150	IR-30x35x20.5	BK 3520	TLAM 3520	RBNA 354220
BK-4012	40	47	12	.120	-	BK 4012	-	-
BK-4016	40	47	16	.180	IR-35x40x17	BK 4016	TLAM 4016	-
BK-4020	40	47	20	.160	IR-35x40x20.5	BK 4020	TLAM 4020	RBNA 404720
BK-4516	45	52	16	.150	IR-40x45x17	BK 4516	TLAM 4516	RBNA 455216
BK-4520	45	52	20	.180	IR-40x45x20.5	BK 4520	TLAM 4520	RBNA 455220
BK-5020	50	58	20	.310	-	BK 5020	TLAM 5020	-
BK-5025	50	58	25	.270	IR-45x50x25.5	BK 5025	TLAM 5025	RBNA 505825
BK-5520	55	63	20	.331	IR-50X55X20.5	BK 5520	TLAM 5520	-
BK 5528	55	63	28	.466	-	BK 5528	-	-
BK 6012	60	68	12	.272	-	BK 6012	-	-
BK 6020	60	68	20	.370	-	BK 6020	-	-
BK 6032	60	68	32	.578	-	BK 6032	-	-

*Double row of needle rollers and one lubrication hole.



Without Inner Race
With One Seal

NEEDLE BEARINGS - SHELL TYPE - CLOSED END - ONE SEAL

Consolidated No.	Dimensions (Metric)			Approx. Wgt. (lbs.)	Appropriate Inner Race (Metric)	Interchange		
	F	D	B			FAG	INA SKF	SKF (Old No.)
BK-1012 RS	10	14	12	.020	-	BK 1012 RS	-	-
BK-1214 RS	12	18	14	.030	IR-8x12x12.5	BK 1214 RS	BK 1214 RS	RBNA 121814-RS
BK-1414 RS	14	20	14	.040	IR-10x14x13	BK 1414 RS	BK 1414 RS	RBNA 142014-RS
BK-1514 RS	15	21	14	.040	IR-12x15x12.5	BK 1514 RS	BK 1514 RS	RBNA 152114-RS
BK-1614 RS	16	22	14	.040	IR-12x16x13	BK 1614 RS	BK 1614 RS	RBNA 162214-RS
BK-1814 RS	18	24	14	.050	-	BK 1814 RS	BK 1814 RS	RBNA 182414-RS
BK-2018 RS	20	26	18	.060	IR-17x20x16.5	BK 2018 RS	BK 2018 RS	RBNA 202618-RS
BK-2218 RS	22	28	18	.070	IR-17x22x16	BK 2218 RS	BK 2218 RS	RBNA 222818-RS
BK-2514 RS	25	32	14	.070	-	BK 2514 RS	BK 2514 RS	RBNA 253214-RS
BK-2518 RS	25	32	18	.090	IR-20x25x20.5	BK 2518 RS	BK 2518 RS	RBNA 253218-RS
BK-2522 RS	25	32	22	.110	IR-20x25x20.5	BK 2522 RS	BK 2522 RS	RBNA 253222-RS
BK-3018 RS	30	37	18	.110	IR-25x30x17	BK 3018 RS	BK 3018 RS	RBNA 303718-RS
BK-3022 RS	30	37	22	.130	IR-25x30x20.5	BK 3022 RS	BK 3022 RS	RBNA 303722-RS
BK-3518 RS	35	42	18	.140	IR-30x35x17	BK 3518 RS	BK 3518 RS	RBNA 354218-RS
BK-4018 RS	40	47	18	.140	IR-35x40x17	BK 4018 RS	BK 4018 RS	RBNA 404718-RS
BK-4518 RS	45	52	18	.160	IR-40x45x17	BK 4518 RS	BK 4518 RS	RBNA 455218-RS
BK-5022 RS	50	58	22	.180	IR-45x50x20	BK 5022 RS	BK 5022 RS	RBNA 505822-RS



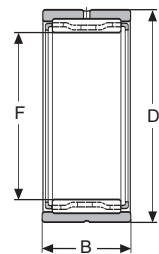
NEEDLE BEARINGS - WITHOUT INNER RACE

Consolidated No.	Dimensions (Metric)			Approx. Wgt. (lbs.)	FAG INA SKF	Interchange	
	F	D	B			IKO	SKF (Old No.)
*NK- 5/10	5	10	10	.010	NK 5/10	TAF 51010	SNK 5/10
*NK- 5/12	5	10	12	.010	NK 5/12	TAF 51012	SNK 5/12
*NK- 6/10	6	12	10	.020	NK 6/10	-	SNK 6/10
*NK- 6/12	6	12	12	.020	NK 6/12	TAF 61212	SNK 6/12
*NK- 7/10	7	14	10	.020	NK 7/10	TAF 71410	SNK 7/10
*NK- 7/12	7	14	12	.020	NK 7/12	TAF 71412	SNK 7/12
NK- 8/12	8	15	12	.030	NK 8/12	TAF 81512	SNK 8/12
NK- 8/16	8	15	16	.030	NK 8/16	TAF 81516	SNK 8/16
NK- 9/12	9	16	12	.030	NK 9/12	TAF 91612	SNK 9/12
NK- 9/16	9	16	16	.040	NK 9/16	TAF 91616	SNK 9/16
NK-10/12	10	17	12	.030	NK 10/12	TAF 101712	SNK 10/12
NK-10/16	10	17	16	.040	NK 10/16	TAF 101716	SNK 10/16
NK-12/12	12	19	12	.030	NK 12/12	TAF 121912	SNK 12/12
NK-12/16	12	19	16	.040	NK 12/16	TAF 121916	SNK 12/16
NK-14/16	14	22	16	.050	NK 14/16	TAF 142216	RNA 142216
NK-14/20	14	22	20	.070	NK 14/20	TAF 142220	RNA 142220
NK-15/16	15	23	16	.060	NK 15/16	TAF 152316	RNA 152316
NK-15/20	15	23	20	.070	NK 15/20	TAF 152320	RNA 152320
NK-16/16	16	24	16	.060	NK 16/16	TAF 162416	RNA 162416
NK-16/20	16	24	20	.070	NK 16/20	TAF 162420	RNA 162420
NK-17/16	17	25	16	.060	NK 17/16	TAF 172516	RNA 172516
NK-17/20	17	25	20	.080	NK 17/20	TAF 172520	RNA 172520
NK-18/16	18	26	16	.070	NK 18/16	TAF 182616	RNA 182616
NK-18/20	18	26	20	.080	NK 18/20	TAF 182620	RNA 182620
NK-19/16	19	27	16	.070	NK 19/16	TAF 192716	RNA 192716
NK-19/20	19	27	20	.090	NK 19/20	TAF 192720	RNA 192720
NK-20/16	20	28	16	.070	NK 20/16	TAF 202816	RNA 202816
NK-20/20	20	28	20	.090	NK 20/20	TAF 202820	RNA 202820
NK-21/16	21	29	16	.070	NK 21/16	TAF 212916	RNA 212916
NK-21/20	21	29	20	.090	NK 21/20	TAF 212920	RNA 212920
NK-22/16	22	30	16	.080	NK 22/16	TAF 223016	RNA 223016
NK-22/20	22	30	20	.090	NK 22/20	TAF 223020	RNA 223020
NK-24/16	24	32	16	.080	NK 24/16	TAF 243216	RNA 243216
NK-24/20	24	32	20	.100	NK 24/20	TAF 243220	RNA 243220
NK-25/16	25	33	16	.090	NK 25/16	TAF 253316	RNA 253316
NK-25/20	25	33	20	.110	NK 25/20	TAF 253320	RNA 253320
NK-26/16	26	34	16	.090	NK 26/16	TAF 263416	RNA 263416
NK-26/20	26	34	20	.110	NK 26/20	TAF 263420	RNA 263420
NK-28/20	28	37	20	.130	NK 28/20	TAF 283720	RNA 283720
NK-28/30	28	37	30	.200	NK 28/30	TAF 283730	RNA 283730
NK-29/20	29	38	20	.130	NK 29/20	TAF 293820	RNA 293820
NK-29/30	29	38	30	.200	NK 29/30	TAF 293830	RNA 293830
NK-30/20	30	40	20	.160	NK 30/20	TAF 304020	RNA 304020
NK-30/30	30	40	30	.240	NK 30/30	TAF 304030	RNA 304030
NK-32/20	32	42	20	.170	NK 32/20	TAF 324220	RNA 324220

* Equipped with plastic cage. Maximum service temperature 120°C

NOTE:

1.) Most sizes have a lubrication groove and hole in the O.D. of the outer race. Consult factory for availability.



Without Inner Race

NEEDLE BEARINGS - WITHOUT INNER RACE (cont'd)

Consolidated No.	Dimensions (Metric)			Approx. Wgt. (lbs.)	FAG INA SKF	Interchange	
	F	D	B			IKO	SKF (Old No.)
NK-32/30	32	42	30	.250	NK 32/30	TAF 324230	RNA 324230
NK-35/20	35	45	20	.180	NK 35/20	TAF 354520	RNA 354520
NK-35/30	35	45	30	.270	NK 35/30	TAF 354530	RNA 354530
NK-37/20	37	47	20	.190	NK 37/20	TAF 374720	RNA 374720
NK-37/30	37	47	30	.290	NK 37/30	TAF 374730	RNA 374730
NK-38/20	38	48	20	.200	NK 38/20	TAF 384820	RNA 384820
NK-38/30	38	48	30	.290	NK 38/30	TAF 384830	RNA 384830
NK-40/20	40	50	20	.200	NK 40/20	TAF 405020	RNA 405020
NK-40/30	40	50	30	.310	NK 40/30	TAF 405030	RNA 405030
NK-42/20	42	52	20	.210	NK 42/20	TAF 425220	RNA 425220
NK-42/30	42	52	30	.310	NK 42/30	TAF 425230	RNA 425230
NK-43/20	43	53	20	.220	NK 43/20	TAF 435320	RNA 435320
NK-43/30	43	53	30	.330	NK 43/30	TAF 435330	RNA 435330
NK-45/20	45	55	20	.220	NK 45/20	TAF 455520	RNA 455520
NK-45/30	45	55	30	.340	NK 45/30	TAF 455530	RNA 544430
NK-47/20	47	57	20	.230	NK 47/20	TAF 475720	RNA 475720
NK-47/30	47	57	30	.350	NK 47/30	TAF 475730	RNA 475730
NK-50/25	50	62	25	.380	NK 50/25	TAF 506225	RNA 506225
NK-50/35	50	62	35	.540	NK 50/35	TAF 506235	RNA 506235
NK-55/25	55	68	25	.460	NK 55/25	TAF 556825	RNA 556825
NK-55/35	55	68	35	.650	NK 55/35	TAF 556835	RNA 556835
NK-60/25	60	72	25	.450	NK 60/25	TAF 607225	RNA 607225
NK-60/35	60	72	35	.630	NK 60/35	TAF 607235	RNA 607235
NK-65/25	65	78	25	.570	NK 65/25	TAF 657225	RNA 657825
NK-65/35	65	78	35	.790	NK 65/35	TAF 657235	RNA 657835
NK-68/25	68	82	25	.640	NK 68/25	TAF 688225	RNA 688225
NK-68/35	68	82	35	.840	NK 68/35	TAF 688235	RNA 688235
NK-70/25	70	85	25	.660	NK 70/25	TAF 708525	RNA 708525
NK-70/35	70	85	35	.910	NK 70/35	TAF 708535	RNA 708535
NK-73/25	73	90	25	.840	NK 73/25	TAF 739025	RNA 739025
NK-73/35	73	90	35	1.180	NK 73/35	TAF 739035	RNA 739035
NK-75/25	75	92	25	.810	NK 75/25	TAF 759225	RNA 759225
NK-75/35	75	92	35	1.150	NK 75/35	TAF 759235	RNA 759235
NK-80/25	80	95	25	.730	NK 80/25	TAF 809525	RNA 809525
NK-80/35	80	95	35	1.020	NK 80/35	TAF 809535	RNA 809535
NK-85/25	85	105	25	1.120	NK 85/25	TAF 8510525	RNA 8510525
NK-85/35	85	105	35	1.570	NK 85/35	TAF 8510535	RNA 8510535
NK-90/25	90	110	25	1.170	NK 90/25	TAF 9011025	RNA 9011025
NK-90/35	90	110	35	1.650	NK 90/35	TAF 9011035	RNA 9011035
NK-95/26	95	115	26	1.270	NK 95/26	TAF 9511526	RNA 9511526
NK-95/36	95	115	36	1.770	NK 95/36	TAF 9511536	RNA 9511536
NK-100/26	100	120	26	1.330	NK 100/26	TAF 10012026	RNA 10012026
NK-100/36	100	120	36	1.850	NK 100/36	TAF 10012036	RNA 10012036
NK-105/26	105	125	26	1.380	NK 105/26	TAF 10512526	RNA 10512526
NK-105/36	105	125	36	1.920	NK 105/36	TAF 10512536	RNA 10512536
NK-110/30	110	130	30	1.670	NK 110/30	TAF 11013030	RNA 11013030
NK-110/40	110	130	40	2.250	NK 110/40	TAF 11013040	RNA 11013040

NOTE:

1.) Most sizes have a lubrication groove and hole in the O.D. of the outer race. Consult factory for availability.

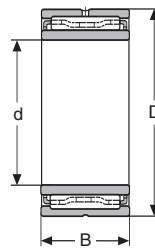


NEEDLE BEARINGS - COMPLETE WITH INNER RACE

Consolidated No.	Dimensions (Metric)			Approx. Wgt. (lbs.)	Interchange		
	d	D	B		FAG INA SKF	IKO	SKF (Old No.)
NKI- 5/12	5	15	12	.030	NKI 5/12	TAFI 51512	SNKI 5/12
NKI- 5/16	5	15	16	.040	NKI 5/16	TAFI 51516	SNKI 5/16
NKI- 6/12	6	16	12	.040	NKI 6/12	TAFI 61612	SNKI 6/12
NKI- 6/16	6	16	16	.050	NKI 6/16	TAFI 61616	SNKI 6/16
NKI- 7/12	7	17	12	.040	NKI 7/12	TAFI 71712	NA 071712
NKI- 7/16	7	17	16	.050	NKI 7/16	TAFI 71716	NA 071716
NKI- 9/12	9	19	12	.050	NKI 9/12	TAFI 91912	NA 091912
NKI- 9/16	9	19	16	.060	NKI 9/16	TAFI 91916	NA 091916
NKI-10/16	10	22	16	.070	NKI 10/16	TAFI 102216	NA 102216
NKI-10/20	10	22	20	.090	NKI 10/20	TAFI 102220	NA 102220
NKI-12/16	12	24	16	.080	NKI 12/16	TAFI 122416	NA 122416
NKI-12/20	12	24	20	.110	NKI 12/20	TAFI 122420	NA 122420
NKI-15/16	15	27	16	.100	NKI 15/16	TAFI 152716	NA 152716
NKI-15/20	15	27	20	.120	NKI 15/20	TAFI 152720	NA 152720
NKI-17/16	17	29	16	.110	NKI 17/16	TAFI 172916	NA 172916
NKI-17/20	17	29	20	.130	NKI 17/20	TAFI 172920	NA 172920
NKI-20/16	20	32	16	.120	NKI 20/16	TAFI 203216	NA 203216
NKI-20/20	20	32	20	.150	NKI 20/20	TAFI 203220	NA 203220
NKI-22/16	22	34	16	.130	NKI 22/16	TAFI 223416	NA 223416
NKI-22/20	22	34	20	.160	NKI 22/20	TAFI 223420	NA 223420
NKI-25/20	25	38	20	.190	NKI 25/20	TAFI 253820	NA 253820
NKI-25/30	25	38	30	.290	NKI 25/30	TAFI 253830	NA 253830
NKI-28/20	28	42	20	.230	NKI 28/20	TAFI 284220	NA 284220
NKI-28/30	28	42	30	.350	NKI 28/30	TAFI 284230	NA 284230
NKI-30/20	30	45	20	.270	NKI 30/20	TAFI 304520	NA 304520
NKI-30/30	30	45	30	.400	NKI 30/30	TAFI 304530	NA 304530
NKI-32/20	32	47	20	.280	NKI 32/20	TAFI 324720	NA 324720
NKI-32/30	32	47	30	.430	NKI 32/30	TAFI 324730	NA 324730
NKI-35/20	35	50	20	.300	NKI 35/20	TAFI 355020	NA 355020
NKI-35/30	35	50	30	.460	NKI 35/30	TAFI 355030	NA 355030
NKI-38/20	38	53	20	.330	NKI 38/20	TAFI 385320	NA 385320
NKI-38/30	38	53	30	.490	NKI 38/30	TAFI 385330	NA 385330
NKI-40/20	40	55	20	.340	NKI 40/20	TAFI 405520	NA 405520
NKI-40/30	40	55	30	.510	NKI 40/30	TAFI 405530	NA 405530

NOTE:

1.) Most sizes have a lubrication groove and hole in the O.D. of the outer race. Consult factory for availability.



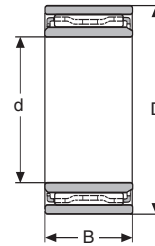
With Inner Race

NEEDLE BEARINGS - COMPLETE WITH INNER RACE (cont'd)

Consolidated No.	Dimensions (Metric)			Approx. Wgt. (lbs.)	Interchange			
	d	D	B		FAG	INA SKF	IKO	SKF (Old No.)
NKI-42/20	42	57	20	.350	NKJ 42/20 A	NKI 42/20	TAFI 425720	NA 425720
NKI-42/30	42	57	30	.540	NKJ 42/30 A	NKI 42/30	TAFI 425730	NA 425730
NKI-45/25	45	62	25	.540	NKJ 45/25 A	NKI 45/25	TAFI 456225	NA 456225
NKI-45/35	45	62	35	.760	NKJ 45/35 A	NKI 45/35	TAFI 456235	NA 456235
NKI-50/25	50	68	25	.640	NKJ 50/25 A	NKI 50/25	TAFI 506825	NA 506825
NKI-50/35	50	68	35	.900	NKJ 50/35 A	NKI 50/35	TAFI 506835	NA 506835
NKI-55/25	55	72	25	.640	NKJ 55/25 A	NKI 55/25	TAFI 557225	NA 557225
NKI-55/35	55	72	35	.910	NKJ 55/35 A	NKI 55/35	TAFI 557235	NA 557235
NKI-60/25	60	82	25	.970	NKJ 60/25 A	NKI 60/25	TAFI 608225	NA 608225
NKI-60/35	60	82	35	1.330	NKJ 60/35 A	NKI 60/35	TAFI 608235	NA 608235
NKI-65/25	65	90	25	1.220	NKJ 62/25 A	NKI 65/25	TAFI 659025	NA 659025
NKI-65/35	65	90	35	1.710	NKJ 65/35 A	NKI 65/35	TAFI 659035	NA 659035
NKI-70/25	70	95	25	1.240	NKJ 70/25 A	NKI 70/25	TAFI 709525	NA 709525
NKI-70/35	70	95	35	1.720	NKJ 70/35 A	NKI 70/35	TAFI 709535	NA 709535
NKI-75/25	75	105	25	1.650	NKJ 75/25 A	NKI 75/25	TAFI 7510525	NA 7510525
NKI-75/35	75	105	35	2.320	NKJ 75/35 A	NKI 75/35	TAFI 7510535	NA 7510535
NKI-80/25	80	110	25	1.750	NKJ 80/25 A	NKI 80/25	TAFI 8011025	NA 8011025
NKI-80/35	80	110	35	2.430	NKJ 80/35 A	NKI 80/35	TAFI 8011035	NA 8011035
NKI-85/26	85	115	26	1.900	NKJ 85/26 A	NKI 85/26	TAFI 8511526	NA 8511526
NKI-85/36	85	115	36	2.650	NKJ 85/36 A	NKI 85/36	TAFI 8511536	NA 8511536
NKI-90/26	90	120	26	1.990	NKJ 90/26 A	NKI 90/26	TAFI 9012026	NA 9012026
NKI-90/36	90	120	36	2.780	NKJ 90/36 A	NKI 90/36	TAFI 9012036	NA 9012036
NKI-95/26	95	125	26	2.070	NKJ 95/26 A	NKI 95/26	TAFI 9512526	NA 9512526
NKI-95/36	95	125	36	2.870	NKJ 95/36 A	NKI 95/36	TAFI 9512536	NA 9512536
NKI-100/30	100	130	30	2.520	NKJ 100/30 A	NKI 100/30	TAFI 10013030	NA 10013030
NKI-100/40	100	130	40	3.380	NKJ 100/40 A	NKI 100/40	TAFI 10013040	NA 10013040

NOTE:

1.) Most sizes have a lubrication groove and hole in the O.D. of the outer race. Consult factory for availability.



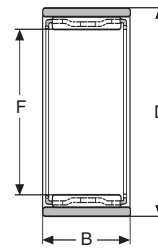
With Inner Race

NEEDLE BEARINGS - COMPLETE WITH SEPARABLE RACES

Consolidated No.	Dimensions (Metric)			Approx. Wgt. (lbs.)	FAG INA SKF	Interchange FAG (Old No.) SKF (Old No.)
	d	D	B			
NAO -6 x 17 x 10	6	17	10	.030	NAO 6 x 17 x 10	NAF 6 x 17 x 10
NAO -8 x 19 x 10	8	19	10	.040	NAO 8 x 19 x 10	NAF 8 x 19 x 10
NAO -9 x 22 x 12	9	22	12	.050	-	-
NAO -10 x 22 x 13	10	22	13	.060	NAO 10 x 22 x 13	NAF 10 x 22 x 13
NAO -10 x 26 x 12	10	26	12	.080	NAO 10 x 26 x 12	NAF 10 x 26 x 12
NAO -12 x 24 x 13	12	24	13	.070	NAO 12 x 24 x 13	NAF 12 x 24 x 13
NAO -12 x 28 x 12	12	28	12	.090	NAO 12 x 28 x 12	NAF 12 x 28 x 12
NAO -15 x 28 x 13	15	28	13	.090	NAO 15 x 28 x 13	NAF 15 x 28 x 13
NAO -15 x 32 x 12	15	32	12	.110	NAO 15 x 32 x 12	NAF 15 x 32 x 12
NAO -17 x 30 x 13	17	30	13	.100	NAO 17 x 30 x 13	NAF 17 x 30 x 13
NAO -17 x 35 x 16	17	35	16	.180	NAO 17 x 35 x 16	NAF 17 x 35 x 16
NAO -20 x 35 x 17	20	35	17	.160	NAO 20 x 35 x 17	NAF 20 x 35 x 17
NAO -20 x 37 x 16	20	37	16	.180	NAO 20 x 37 x 16	NAF 20 x 37 x 16
NAO -25 x 40 x 17	25	40	17	.200	NAO 25 x 40 x 17	NAF 25 x 40 x 17
NAO -25 x 42 x 16	25	42	16	.220	NAO 25 x 42 x 16	NAF 25 x 42 x 16
NAO -30 x 45 x 17	30	45	17	.230	NAO 30 x 45 x 17	NAF 30 x 45 x 17
NAO -30 x 47 x 16	30	47	16	.240	NAO 30 x 47 x 16	NAF 30 x 47 x 16
NAO -35 x 50 x 17	35	50	17	.280	NAO 35 x 50 x 17	NAF 35 x 50 x 17
NAO -35 x 55 x 20	35	55	20	.410	NAO 35 x 55 x 20	NAF 35 x 55 x 20
NAO -40 x 55 x 17	40	55	17	.300	NAO 40 x 55 x 17	NAF 40 x 55 x 17
NAO -40 x 62 x 20	40	62	20	.480	NAO 40 x 62 x 20	NAF 40 x 62 x 20
NAO -45 x 62 x 20	45	62	20	.450	NAO 45 x 62 x 20	NAF 45 x 62 x 20
NAO -45 x 72 x 20	45	72	20	.760	NAO 45 x 72 x 20	NAF 45 x 72 x 20
NAO -50 x 68 x 20	50	68	20	.510	NAO 50 x 68 x 20	NAF 50 x 68 x 20
NAO -50 x 78 x 20	50	78	20	.850	NAO 50 x 78 x 20	NAF 50 x 78 x 20
NAO -55 x 85 x 30	55	85	30	1.530	NAO 55 x 85 x 30	NAF 55 x 85 x 30
NAO -60 x 90 x 30	60	90	30	1.650	NAO 60 x 90 x 30	NAF 60 x 90 x 30
NAO -65 x 95 x 30	65	95	30	1.700	NAO 65 x 95 x 30	NAF 65 x 95 x 30
NAO -70 x 100 x 30	70	100	30	1.880	NAO 70 x 100 x 30	NAF 70 x 100 x 30
NAO -75 x 105 x 30	75	105	30	1.930	NAO 75 x 105 x 30	NAF 75 x 105 x 30
NAO -80 x 110 x 30	80	110	30	2.030	NAO 80 x 110 x 30	NAF 80 x 110 x 30
NAO -85 x 115 x 30	85	115	30	2.180	NAO 85 x 115 x 30	NAF 85 x 115 x 30
NAO -90 x 120 x 30	90	120	30	2.230	NAO 90 x 120 x 30	NAF 90 x 120 x 30

NOTE:

1.) Both races are separable and do not have lubrication holes.



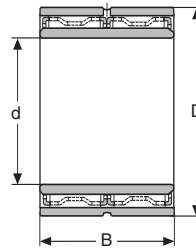
Without Inner Race

NEEDLE BEARINGS - WITH SEPARABLE OUTER RACE

Consolidated No.	Dimensions (Metric)			Approx. Wgt. (lbs.)	FAG INA SKF	Interchange FAG (Old No.) SKF (Old No.)
	F	D	B			
RNAO -5 x 10 x 8	5	10	8	.010	RNAO 5 x 10 x 8	RNAF 5 x 10 x 8
RNAO -6 x 13 x 8	6	13	8	.020	RNAO 6 x 13 x 8	RNAF 6 x 13 x 8
RNAO -7 x 14 x 8	7	14	8	.020	RNAO 7 x 14 x 8	RNAF 7 x 14 x 8
RNAO -7 x 15 x 15	7	15	15	.030	-	RNAF 7 x 15 x 15
RNAO -8 x 15 x 10	8	15	10	.020	RNAO 8 x 15 x 10	RNAF 8 x 15 x 10
RNAO -9 x 16 x 10	9	16	10	.020	-	RNAF 9 x 16 x 10
RNAO -10 x 17 x 10	10	17	10	.030	RNAO 10 x 17 x 10	RNAF 10 x 17 x 10
RNAO -10 x 20 x 12	10	20	12	.040	RNAO 10 x 20 x 12	RNAF 10 x 20 x 12
RNAO -12 x 19 x 10	12	19	10	.030	RNAO 12 x 19 x 10	RNAF 12 x 19 x 10
RNAO -12 x 22 x 12	12	22	12	.050	RNAO 12 x 22 x 12	RNAF 12 x 22 x 12
RNAO -14 x 22 x 13	14	22	13	.040	RNAO 14 x 22 x 13	RNAF 14 x 22 x 13
RNAO -14 x 26 x 12	14	26	12	.070	RNAO 14 x 26 x 12	RNAF 14 x 26 x 12
RNAO -15 x 23 x 13	15	23	13	.050	RNAO 15 x 23 x 13	RNAF 15 x 23 x 13
RNAO -16 x 24 x 13	16	24	13	.050	RNAO 16 x 24 x 13	RNAF 16 x 24 x 13
RNAO -16 x 28 x 12	16	28	12	.080	RNAO 16 x 28 x 12	RNAF 16 x 28 x 12
RNAO -17 x 25 x 13	17	25	13	.050	RNAO 17 x 25 x 13	RNAF 17 x 25 x 13
RNAO -18 x 26 x 13	18	26	13	.060	-	RNAF 18 x 26 x 13
RNAO -18 x 30 x 12	18	30	12	.080	RNAO 18 x 30 x 12	RNAF 18 x 30 x 12
RNAO -20 x 28 x 13	20	28	13	.060	RNAO 20 x 28 x 13	RNAF 20 x 28 x 13
RNAO -20 x 32 x 12	20	32	12	.090	RNAO 20 x 32 x 12	RNAF 20 x 32 x 12
RNAO -22 x 30 x 13	22	30	13	.070	RNAO 22 x 30 x 13	RNAF 22 x 30 x 13
RNAO -22 x 35 x 16	22	35	16	.130	RNAO 22 x 35 x 16	RNAF 22 x 35 x 16
RNAO -25 x 35 x 17	25	35	17	.110	RNAO 25 x 35 x 17	RNAF 25 x 35 x 17
RNAO -25 x 37 x 16	25	37	16	.130	RNAO 25 x 37 x 16	RNAF 25 x 37 x 16
RNAO -25 x 37 x 17	25	37	17	.187	RNAO 25 x 37 x 17	-
RNAO -28 x 40 x 16	28	40	16	.140	-	RNAF 28 x 40 x 16
RNAO -30 x 40 x 17	30	40	17	.140	RNAO 30 x 40 x 17	RNAF 30 x 40 x 17
RNAO -30 x 42 x 16	30	42	16	.160	RNAO 30 x 42 x 16	RNAF 30 x 42 x 16
RNAO -35 x 45 x 13	35	45	13	.140	-	-
RNAO -35 x 45 x 17	35	45	17	.160	RNAO 35 x 45 x 17	RNAF 35 x 45 x 17
RNAO -35 x 47 x 16	36	47	16	.170	RNAO 35 x 47 x 16	RNAF 35 x 47 x 16
RNAO -40 x 50 x 17	40	50	17	.190	RNAO 40 x 50 x 17	RNAF 40 x 50 x 17
RNAO -40 x 55 x 20	40	55	20	.310	RNAO 40 x 55 x 20	RNAF 40 x 55 x 20
RNAO -45 x 55 x 17	45	55	17	.200	RNAO 45 x 55 x 17	RNAF 45 x 55 x 17
RNAO -45 x 62 x 20	45	62	20	.360	RNAO 45 x 62 x 20	RNAF 45 x 62 x 20
RNAO -50 x 62 x 20	50	62	20	.320	RNAO 50 x 62 x 20	RNAF 50 x 62 x 20
RNAO -50 x 65 x 20	50	65	20	.370	RNAO 50 x 65 x 20	RNAF 50 x 65 x 20
RNAO -55 x 72 x 20	55	72	20	.470	RNAO 55 x 72 x 20	RNAF 55 x 72 x 20
RNAO -55 x 68 x 20	55	68	20	.370	RNAO 55 x 68 x 20	RNAF 55 x 68 x 20
RNAO -60 x 78 x 20	60	78	20	.510	RNAO 60 x 78 x 20	RNAF 60 x 78 x 20
RNAO -65 x 85 x 30	65	85	30	1.040	RNAO 65 x 85 x 30	RNAF 65 x 85 x 30
RNAO -70 X 90 X 30	70	90	30	1.120	RNAO 70 x 90 x 30	RNAF 70 x 90 x 30
RNAO -75 x 95 x 30	75	95	30	1.130	RNAO 75 x 95 x 30	RNAF 75 x 95 x 30
RNAO -80 x 100 x 30	80	100	30	1.280	RNAO 80 x 100 x 30	RNAF 80 x 100 x 30
RNAO -85 x 105 x 30	85	105	30	1.300	RNAO 85 x 105 x 30	RNAF 85 x 105 x 30
RNAO -90 x 110 x 30	90	110	30	1.360	RNAO 90 x 110 x 30	RNAF 90 x 110 x 30
RNAO -95 x 115 x 30	95	115	30	1.440	RNAO 95 x 115 x 30	RNAF 95 x 115 x 30
RNAO -100 x 120 x 30	100	120	30	1.460	RNAO 100 x 120 x 30	RNAF 100 x 120 x 30

NOTE:

1.) Outer race is separable and does not have a lubrication hole.



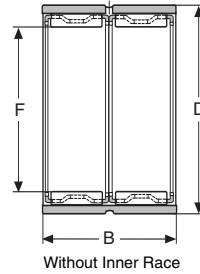
With Inner Race

NEEDLE BEARINGS - COMPLETE WITH SEPARABLE RACES

Consolidated No.	Dimensions (Metric)			Approx. Wgt. (lbs.)	FAG INA SKF	Interchange	
	d	D	B			FAG (Old No.)	SKF (Old No.)
NAO -10 x 22 x 20	10	22	20	.090	NAO 10 x 22 x 20	NAF 10 x 22 x 20	NNAF
NAO -12 x 24 x 20	12	24	20	.110	NAO 12 x 24 x 20	NAF 12 x 24 x 20	-
NAO -15 x 28 x 26	15	28	26	.180	NAO 15 x 28 x 26	NAF 15 x 28 x 26	-
NAO -17 x 30 x 26	17	30	26	.190	NAO 17 x 30 x 26	NAF 17 x 30 x 26	-
NAO -17 x 35 x 32	17	35	32	.340	NAO 17 x 35 x 32	NAF 17 x 35 x 32	-
NAO -20 x 35 x 26	20	35	26	.250	NAO 20 x 35 x 26	NAF 20 x 35 x 26	-
NAO -20 x 37 x 32	20	37	32	.360	NAO 20 x 37 x 32	NAF 20 x 37 x 32	-
NAO -25 x 40 x 26	25	40	26	.300	NAO 25 x 40 x 26	NAF 25 x 40 x 26	-
NAO -25 x 42 x 32	25	42	32	.410	NAO 25 x 42 x 32	NAF 25 x 42 x 32	-
NAO -30 x 45 x 26	30	45	26	.350	NAO 30 x 45 x 26	NAF 30 x 45 x 26	-
NAO -30 x 47 x 32	30	47	32	.480	NAO 30 x 47 x 32	NAF 30 x 47 x 32	-
NAO -35 x 50 x 34	35	50	34	.520	NAO 35 x 50 x 34	NAF 35 x 50 x 34	-
NAO -35 x 55 x 40	35	55	40	.820	NAO 35 x 55 x 40	NAF 35 x 55 x 40	-
NAO -40 x 55 x 34	40	55	34	.570	NAO 40 x 55 x 34	NAF 40 x 55 x 34	-
NAO -40 x 62 x 40	40	62	40	.970	NAO 40 x 62 x 40	NAF 40 x 62 x 40	-
NAO -45 x 62 x 40	45	62	40	.860	NAO 45 x 62 x 40	NAF 45 x 62 x 40	-
NAO -45 x 72 x 40	45	72	40	1.500	NAO 45 x 72 x 40	NAF 45 x 72 x 40	-
NAO -50 x 68 x 40	50	68	40	1.000	NAO 50 x 68 x 40	NAF 50 x 68 x 40	-
NAO -50 x 78 x 40	50	78	40	1.650	NAO 50 x 78 x 40	NAF 50 x 78 x 40	-
NAO -55 x 85 x 60	55	85	60	2.910	NAO 55 x 85 x 60	NAF 55 x 85 x 60	-
NAO -60 x 90 x 60	60	90	60	3.100	NAO 60 x 90 x 60	NAF 60 x 90 x 60	-
NAO -65 x 95 x 60	65	95	60	3.310	NAO 65 x 95 x 60	NAF 65 x 95 x 60	-
NAO -70 x 100 x 60	70	100	60	3.530	NAO 70 x 100 x 60	NAF 70 x 100 x 60	-

NOTE:

1.) This series has one lubrication hole in the outer race. Both races are separable.

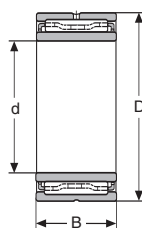


NEEDLE BEARINGS - WITH SEPARABLE OUTER RACE

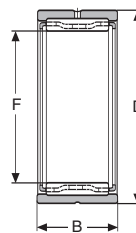
Consolidated No.	Dimensions (Metric)			Approx. Wgt. (lbs.)	FAG INA SKF	Interchange	
	F	D	B			FAG (Old No.)	SKF (Old No.)
RNAO -10 x 17 x 20	10	17	20	.050	-	RNAF 10 x 17 x 20	RNNAF
RNAO -12 x 19 x 20	12	19	20	.050	-	RNAF 12 x 19 x 20	-
RNAO -14 x 22 x 20	14	22	20	.070	RNAO 14 x 22 x 20	RNAF 14 x 22 x 20	-
RNAO -15 x 23 x 20	15	23	20	.070	-	RNAF 15 x 23 x 20	-
RNAO -16 x 24 x 20	16	24	20	.070	-	RNAF 16 x 24 x 20	-
RNAO -17 x 25 x 20	17	25	20	.070	-	RNAF 17 x 25 x 20	-
RNAO -18 x 26 x 20	18	26	20	.080	-	RNAF 18 x 26 x 20	-
RNAO -18 x 30 x 24	18	30	24	.160	RNAO 18 x 30 x 24	RNAF 18 x 30 x 24	-
RNAO -20 x 28 x 26	20	28	26	.110	RNAO 20 x 28 x 26	RNAF 20 x 28 x 26	-
RNAO -20 x 32 x 24	20	32	24	.180	RNAO 20 x 32 x 24	RNAF 20 x 32 x 24	-
RNAO -22 x 30 x 26	22	30	26	.120	RNAO 22 x 30 x 26	RNAF 22 x 30 x 26	-
RNAO -22 x 35 x 32	22	35	32	.260	RNAO 22 x 35 x 32	RNAF 22 x 35 x 32	-
RNAO -25 x 35 x 26	25	35	26	.170	RNAO 25 x 35 x 26	RNAF 25 x 35 x 26	-
RNAO -25 x 37 x 32	25	37	32	.260	RNAO 25 x 37 x 32	RNAF 25 x 37 x 32	-
RNAO -28 x 40 x 32	28	40	32	.290	RNAO 28 x 40 x 32	-	-
RNAO -30 x 40 x 26	30	40	26	.200	RNAO 30 x 40 x 26	RNAF 30 x 40 x 26	-
RNAO -30 x 42 x 32	30	42	32	.290	RNAO 30 x 42 x 32	RNAF 30 x 42 x 32	-
RNAO -35 x 45 x 26	35	45	26	.200	RNAO 35 x 45 x 26	RNAF 35 x 45 x 26	-
RNAO -35 x 47 x 32	35	47	32	.350	RNAO 35 x 47 x 32	RNAF 35 x 47 x 32	-
RNAO -40 x 50 x 34	40	50	34	.340	RNAO 40 x 50 x 34	RNAF 40 x 50 x 34	-
RNAO -40 x 55 x 40	40	55	40	.610	RNAO 40 x 55 x 40	RNAF 40 x 55 x 40	-
RNAO -45 x 55 x 34	45	55	34	.370	RNAO 45 x 55 x 34	RNAF 45 x 55 x 34	-
RNAO -45 x 62 x 40	45	62	40	.720	RNAO 45 x 62 x 40	RNAF 45 x 62 x 40	-
RNAO -50 x 62 x 40	50	62	40	.600	RNAO 50 x 62 x 40	RNAF 50 x 62 x 40	-
RNAO -50 x 65 x 40	50	65	40	.760	RNAO 50 x 65 x 40	RNAF 50 x 65 x 40	-
RNAO -55 x 68 x 40	55	68	40	.710	RNAO 55 x 68 x 40	RNAF 55 x 68 x 40	-
RNAO -55 x 72 x 40	55	72	40	.960	RNAO 55 x 72 x 40	RNAF 55 x 72 x 40	-
RNAO -60 x 78 x 40	60	78	40	.970	RNAO 60 x 78 x 40	RNAF 60 x 78 x 40	-
RNAO -65 x 85 x 60	65	85	60	1.940	RNAO 65 x 85 x 60	RNAF 65 x 85 x 60	-
RNAO -70 x 90 x 60	70	90	60	2.040	RNAO 70 x 90 x 60	RNAF 70 x 90 x 60	-
RNAO -75 x 95 x 60	75	95	60	2.160	RNAO 75 x 95 x 60	RNAF 75 x 95 x 60	-
RNAO -80 x 100 x 60	80	100	60	2.310	RNAO 80 x 100 x 60	RNAF 80 x 100 x 60	-

NOTE:

1.) Outer race is separable and has one lubrication hole.



With Inner Race



Without Inner Race

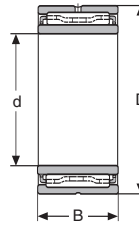
NEEDLE BEARINGS - COMPLETE WITH INNER RACE

Consolidated No.	Dimensions (Metric)			Approx. Wgt. (lbs.)	Interchange				
	d	D	B		FAG	FAG (Old No.)	INA	NADELLA	Torrington
NAS-12	12	30	20	.140	-	-	NKIS 12	-	-
NAS-15	15	35	20	.230	-	-	NKIS 15	-	-
NAS-17	17	37	20	.250	NKJS 17A	NAK 17	NKIS 17	-	NKJS 17
NAS-20	20	42	20	.310	NKJS 20A	NAK 20	NKIS 20	-	NKJS 20
NAS-25	25	47	22	.400	NKJS 25A	NAK 25	NKIS 25	NA 2025	NKJS 25
NAS-30	30	52	22	.460	NKJS 30A	NAK 30	NKIS 30	NA 2030	NKJS 30
NAS-35	35	58	22	.540	NKJS 35A	NAK 35	NKIS 35	NA 2035	NKJS 35
NAS-40	40	65	22	.670	NKJS 40A	NAK 40	NKIS 40	NA 2040	NKJS 40
NAS-45	45	72	22	.810	NKJS 45A	NAK 45	NKIS 45	NA 2045	NKJS 45
NAS-50	50	80	28	1.280	NKJS 50A	NAK 50	NKIS 50	NA 2050	NKJS 50
NAS-55	55	85	28	1.390	NKJS 55A	NAK 55	NKIS 55	NA 2055	NKJS 55
NAS-60	60	90	28	1.500	NKJS 60A	NAK 60	NKIS 60	NA 2060	NKJS 60
NAS-65	65	95	28	1.550	NKJS 65A	NAK 65	NKIS 65	NA 2065	NKJS 65
NAS-70	70	100	28	1.680	NKJS 70A	NAK 70	NKIS 70	NA 2070	NKJS 70
NAS-75	75	110	32	2.400	NAK 75	-	NKIS 75	NA 2075	-
NAS-80	80	115	32	2.540	NAK 80	-	NKIS 80	NA 2080	-
NAS-85	85	120	32	2.650	NAK 85	-	NKIS 85	NA 2085	-
NAS-90	90	125	32	2.780	NAK 90	-	NKIS 90	NA 2090	-
NAS-95	95	130	32	2.980	NAK 95	-	NKIS 95	NA 2095	-
NAS-100	100	135	32	3.050	NKJS 100	-	NKIS 100	NA 2100	NKJS 100
NAS-110	110	150	40	4.930	-	-	NKIS 110	-	-
NAS-120	120	160	40	5.320	-	-	NKIS 120	-	-
NAS-130	130	180	52	9.660	-	-	NKIS 130	-	-
NAS-140	140	190	52	10.260	-	-	NKIS 140	-	-
NAS-150	150	200	52	11.010	-	-	NKIS 150	-	-
**NAL-100	100	135	24	2.800	-	-	-	-	-

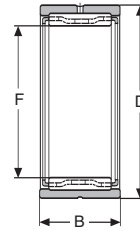
** Not recommended for new applications. Consult factory for availability.

NEEDLE BEARINGS - WITHOUT INNER RACE

Consolidated No.	Dimensions (Metric)			Approx. Wgt. (lbs.)	Interchange		
	d	D	B		INA	SKF	Torrington
NKS-20	20	32	20	.010	NKS 20	NKS 20	NKS 20
NKS-22	22	35	20	.010	NKS 22	-	NKS 22
NKS-24	24	37	20	.010	NKS 24	NKS 24	NKS 24
NKS-25	25	38	20	.010	NKS 25	NKS 25	NKS 25
NKS-28	28	42	20	.020	NKS 28	NKS 28	NKS 28
NKS-30	30	45	22	.020	NKS 30	NKS 30	NKS 30
NKS-32	32	47	22	.020	NKS 32	NKS 32	NKS 32
NKS-35	35	50	22	.030	NKS 35	NKS 35	NKS 35
NKS-37	37	52	22	.030	NKS 37	NKS 37	NKS 37
NKS-40	40	55	22	.030	NKS 40	NKS 40	NKS 40
NKS-43	43	58	22	.030	NKS 43	NKS 43	NKS 43
NKS-45	45	60	22	.030	NKS 45	NKS 45	NKS 45
NKS-50	50	65	22	.040	NKS 50	NKS 50	NKS 50
NKS-55	55	72	22	.050	NKS 55	NKS 55	NKS 55
NKS-60	60	80	28	.070	NKS 60	NKS 60	NKS 60
NKS-65	65	85	28	.080	NKS 65	NKS 65	NKS 65
NKS-70	70	90	28	.080	NKS 70	NKS 70	NKS 70
NKS-75	75	95	28	.090	NKS 75	NKS 75	NKS 75
NKS-80	80	100	28	.090	NKS 80	NKS 80	-



With Inner Race
NA..



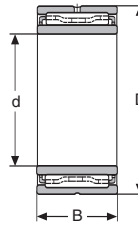
Without Inner Race
RNA..

NEEDLE BEARINGS - COMPLETE WITH INNER RACE

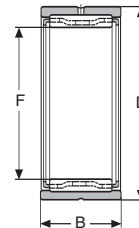
Consolidated No.	Dimensions (Metric)			Approx. Wgt. (lbs.)	FAG INA SKF	Interchange
	d	D	B			Torrington
NA-4822	110	140	30	2.670	NA 4822	NA 4822
NA-4824	120	150	30	2.890	NA 4824	NA 4824
NA-4826	130	165	35	4.390	NA 4826	NA 4826
NA-4828	140	175	35	4.680	NA 4828	NA 4828
NA-4830	150	190	40	6.570	NA 4830	NA 4830
NA-4832	160	200	40	6.950	NA 4832	NA 4832
NA-4834	170	215	45	9.380	NA 4834	-
NA-4836	180	225	45	9.880	NA 4836	-
NA-4838	190	240	50	13.130	NA 4838	-
NA-4840	200	250	50	13.640	NA 4840	-
NA-4844	220	270	50	14.890	NA 4844	-
NA-4848	240	300	60	23.740	NA 4848	-
NA-4852	260	320	60	25.490	NA 4852	-
NA-4856	280	350	69	36.870	NA 4856	-
NA-4860	300	380	80	52.220	NA 4860	-
NA-4864	320	400	80	55.640	NA 4864	-
NA-4868	340	420	80	58.770	NA 4868	-
NA-4872	360	440	80	61.630	NA 4872	-
NA-4876	380	480	100	103.640	NA 4876	-

NEEDLE BEARINGS - WITHOUT INNER RACE

Consolidated No.	Dimensions (Metric)			Approx. Wgt. (lbs.)	FAG INA SKF	Interchange
	F	D	B			Torrington
RNA-4822	120	140	30	1.730	RNA 4822	RNA 4822
RNA-4824	130	150	30	1.880	RNA 4824	RNA 4824
RNA-4826	145	165	35	2.430	RNA 4826	RNA 4826
RNA-4828	155	175	35	2.570	RNA 4828	RNA 4828
RNA-4830	165	190	40	4.010	RNA 4830	RNA 4830
RNA-4832	175	200	40	4.220	RNA 4832	RNA 4832
RNA-4834	185	215	45	6.120	RNA 4834	-
RNA-4836	195	225	45	6.440	RNA 4836	-
RNA-4838	210	240	50	7.700	RNA 4838	-
RNA-4840	220	250	50	7.940	RNA 4840	-
RNA-4844	240	270	50	8.630	RNA 4844	-
RNA-4848	265	300	60	13.470	RNA 4848	-
RNA-4852	285	320	60	14.380	RNA 4852	-
RNA-4856	305	350	69	23.160	RNA 4856	-
RNA-4860	330	380	80	31.650	RNA 4860	-
RNA-4864	350	400	80	33.810	RNA 4864	-
RNA-4868	370	420	80	35.610	RNA 4868	-
RNA-4872	390	440	80	37.160	RNA 4872	-
RNA-4876	415	480	100	65.820	RNA 4876	-



With Inner Race
NA..



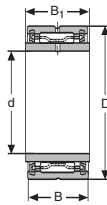
Without Inner Race
RNA..

NEEDLE BEARINGS - COMPLETE WITH INNER RACE

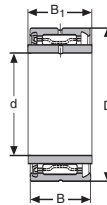
Consolidated No.	Dimensions (Metric)			Approx. Wgt. (lbs.)	FAG INA SKF Torrington	Interchange FAG (Old No.)
	d	D	B			
NA-4900	10	22	13	.060	NA 4900	NU 4900
NA-4901	12	24	13	.070	NA 4901	NU 4901
NA-4902	15	28	13	.090	NA 4902	NU 4902
NA-4903	17	30	13	.090	NA 4903	NU 4903
NA-4904	20	37	17	.190	NA 4904	NU 4904
NA-49/22	22	39	17	.200	NA 49/22	NU 49/22
NA-4905	25	42	17	.220	NA 4905	NU 4905
NA-49/28	28	45	17	.240	NA 49/28	NU 49/28
NA-4906	30	47	17	.260	NA 4906	NU 4906
NA-49/32	32	52	20	.380	NA 49/32	NU 49/32
NA-4907	35	55	20	.400	NA 4907	NU 4907
NA-4908	40	62	22	.550	NA 4908	NU 4908
NA-4909	45	68	22	.650	NA 4909	NU 4909
NA-4910	50	72	22	.660	NA 4910	NU 4910
NA-4911	55	80	25	.940	NA 4911	NU 4911
NA-4912	60	85	25	1.010	NA 4912	NU 4912
NA-4913	65	90	25	1.080	NA 4913	NU 4913
NA-4914	70	100	30	1.710	NA 4914	NU 4914
NA-4915	75	105	30	1.810	NA 4915	NU 4915
NA-4916	80	110	30	1.900	NA 4916	NU 4916
NA-4917	85	120	35	2.890	NA 4917	NU 4917
NA-4918	90	125	35	3.020	NA 4918	NU 4918
NA-4919	95	130	35	3.160	NA 4919	NU 4919
NA-4920	100	140	40	4.440	NA 4920	-
NA-4922	110	150	40	4.830	NA 4922	-
NA-4924	120	165	45	6.710	NA 4924	-
NA-4926	130	180	50	9.130	NA 4926	-
NA-4928	140	190	50	9.730	NA 4928	-

NEEDLE BEARINGS - WITHOUT INNER RACE

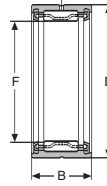
Consolidated No.	Dimensions (Metric)			Approx. Wgt. (lbs.)	FAG INA Torrington	Interchange SKF	FAG (Old No.)
	F	D	B				
RNA-4900	14	22	13	.040	RNA 4900	RNA 4900	RNU 4900
RNA-4901	16	24	13	.050	RNA 4901	RNA 4901	RNU 4901
RNA-4902	20	28	13	.050	RNA 4902	RNA 4902	RNU 4902
RNA-4903	22	30	13	.060	RNA 4903	RNA 4903	RNU 4903
RNA-4904	25	37	17	.140	RNA 4904	RNA 4904	RNU 4904
RNA-49/22	28	39	17	.130	RNA 49/22	RNA 49/22	RNU 49/22
RNA-4905	30	42	17	.160	RNA 4905	RNA 4905	RNU 4905
RNA-49/28	32	45	17	.180	RNA 49/28	RNA 49/28	RNU 49/28
RNA-4906	35	47	17	.180	RNA 4906	RNA 4906	RNU 4906
RNA-49/32	40	52	20	.220	RNA 49/32	RNA 49/32	RNU 49/32
RNA-4907	42	55	20	.260	RNA 4907	RNA 4907	RNU 4907
RNA-4908	48	62	22	.340	RNA 4908	RNA 4908	RNU 4908
RNA-4909	52	68	22	.450	RNA 4909	RNA 4909	RNU 4909
RNA-4910	58	72	22	.400	RNA 4910	RNA 4910	RNU 4910
RNA-4911	63	80	25	.630	RNA 4911	RNA 4911	RNU 4911
RNA-4912	68	85	25	.670	RNA 4912	RNA 4912	RNU 4912
RNA-4913	72	90	25	.770	RNA 4913	RNA 4913	RNU 4913
RNA-4914	80	100	30	1.110	RNA 4914	RNA 4914	RNU 4914
RNA-4915	85	105	30	1.170	RNA 4915	RNA 4915	RNU 4915
RNA-4916	90	110	30	1.230	RNA 4916	RNA 4916	RNU 4916
RNA-4917	100	120	35	1.580	RNA 4917	RNA 4917	RNU 4917
RNA-4918	105	125	35	1.650	RNA 4918	RNA 4918	RNU 4918
RNA-4919	110	130	35	1.720	RNA 4919	RNA 4919	RNU 4919
RNA-4920	115	140	40	2.700	RNA 4920	RNA 4920	-
RNA-4922	125	150	40	2.910	RNA 4922	RNA 4922	-
RNA-4924	135	165	45	4.370	RNA 4924	RNA 4924	-
RNA-4926	150	180	50	5.330	RNA 4926	RNA 4926	-
RNA-4928	160	190	50	5.640	RNA 4928	-	-



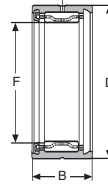
With Inner Race & Two Seals 2RS



With Inner Race & One Seal RS



Without Inner Race & Two Seals 2RS



Without Inner Race & One Seal RS

NEEDLE BEARINGS - TWO SEALS - COMPLETE WITH INNER RACE

Consolidated No.	Dimensions (Metric)				Approx. Wgt. (lbs.)	Interchange			
	d	D	B	B1		FAG	INA	SKF	Torrington
NA-4900-2RS	10	22	13	14	.060	NA 4900.2RSR	NA 4900.2RSR	NA 4900.2RS	NA 4900.2RS
NA-4901-2RS	12	24	13	14	.070	NA 4901.2RSR	NA 4901.2RSR	NA 4901.2RS	NA 4901.2RS
NA-4902-2RS	15	28	13	14	.090	NA 4902.2RSR	NA 4902.2RSR	NA 4902.2RS	NA 4902.2RS
NA-4903-2RS	17	30	13	14	.100	NA 4903.2RSR	NA 4903.2RSR	NA 4903.2RS	NA 4903.2RS
NA-4904-2RS	20	37	17	18	.200	NA 4904.2RSR	NA 4904.2RSR	NA 4904.2RS	NA 4904.2RS
NA-4905-2RS	25	42	17	18	.240	NA 4905.2RSR	NA 4905.2RSR	NA 4905.2RS	NA 4905.2RS
NA-4906-2RS	30	47	17	18	.270	NA 4906.2RSR	NA 4906.2RSR	NA 4906.2RS	NA 4906.2RS
NA-4907-2RS	35	55	20	21	.430	NA 4907.2RSR	NA 4907.2RSR	NA 4907.2RS	NA 4907.2RS
NA-4908-2RS	40	62	22	23	.600	NA 4908.2RSR	NA 4908.2RSR	NA 4908.2RS	NA 4908.2RS
NA-4909-2RS	45	68	22	23	.700	NA 4909.2RSR	NA 4909.2RSR	NA 4909.2RS	NA 4909.2RS
NA-4910-2RS	50	72	22	23	.710	NA 4910.2RSR	NA 4910.2RSR	NA 4910.2RS	NA 4910.2RS

ONE SEAL - COMPLETE WITH INNER RACE

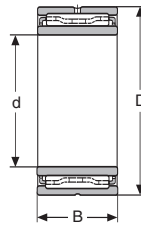
NA-4900-RS	10	22	13	14	.060	NA 4900 RSR	NA 4900 RSR	-	NA 4900 RS
NA-4901-RS	12	24	13	14	.070	NA 4901 RSR	NA 4901 RSR	-	NA 4901 RS
NA-4902-RS	15	28	13	14	.090	NA 4902 RSR	NA 4902 RSR	-	NA 4902 RS
NA-4903-RS	17	30	13	14	.100	NA 4903 RSR	NA 4903 RSR	-	NA 4903 RS
NA-4904-RS	20	37	17	18	.190	NA 4904 RSR	NA 4904 RSR	-	NA 4904 RS
NA-4905-RS	25	42	17	18	.230	NA 4905 RSR	NA 4905 RSR	-	NA 4905 RS
NA-4906-RS	30	47	17	18	.260	NA 4906 RSR	NA 4906 RSR	-	NA 4906 RS
NA-4907-RS	35	55	20	21	.420	NA 4907 RSR	NA 4907 RSR	-	NA 4907 RS
NA-4908-RS	40	62	22	23	.580	NA 4908 RSR	NA 4908 RSR	-	NA 4908 RS
NA-4909-RS	45	68	22	23	.670	NA 4909 RSR	NA 4909 RSR	-	NA 4909 RS
NA-4910-RS	50	72	22	23	.690	NA 4910 RSR	NA 4910 RSR	-	NA 4910 RS

TWO SEALS - WITHOUT INNER RACE

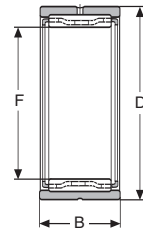
Consolidated No.	Dimensions (Metric)				Approx. Wgt. (lbs.)	Interchange			
	F	D	B			FAG	INA	SKF	Torrington
RNA-4900-2RS	14	22	13	-	.040	RNA 4900.2RSR	RNA 4900.2RSR	RNA 4900.2RS	RNA 4900.2RS
RNA-4901-2RS	16	24	13	-	.050	RNA 4901.2RSR	RNA 4901.2RSR	RNA 4901.2RS	RNA 4901.2RS
RNA-4902-2RS	20	28	13	-	.060	RNA 4902.2RSR	RNA 4902.2RSR	RNA 4902.2RS	RNA 4902.2RS
RNA-4903-2RS	22	30	13	-	.060	RNA 4903.2RSR	RNA 4903.2RSR	RNA 4903.2RS	RNA 4903.2RS
RNA-4904-2RS	25	37	17	-	.140	RNA 4904.2RSR	RNA 4904.2RSR	RNA 4904.2RS	RNA 4904.2RS
RNA-4905-2RS	30	42	17	-	.160	RNA 4905.2RSR	RNA 4905.2RSR	RNA 4905.2RS	RNA 4905.2RS
RNA-4906-2RS	35	47	17	-	.180	RNA 4906.2RSR	RNA 4906.2RSR	RNA 4906.2RS	RNA 4906.2RS
RNA-4907-2RS	42	55	20	-	.260	RNA 4907.2RSR	RNA 4907.2RSR	RNA 4907.2RS	RNA 4907.2RS
RNA-4908-2RS	48	62	22	-	.360	RNA 4908.2RSR	RNA 4908.2RSR	RNA 4908.2RS	RNA 4908.2RS
RNA-4909-2RS	52	68	22	-	.460	RNA 4909.2RSR	RNA 4909.2RSR	RNA 4909.2RS	RNA 4909.2RS
RNA-4910-2RS	58	72	22	-	.420	RNA 4910.2RSR	RNA 4910.2RSR	RNA 4910.2RS	RNA 4910.2RS

ONE SEAL - WITHOUT INNER RACE

RNA-4900-RS	14	22	13	-	.050	RNA 4900 RSR	RNA 4900 RSR	RNA 4900 RS	RNA 4900 RS
RNA-4901-RS	16	24	13	-	.050	RNA 4901 RSR	RNA 4901 RSR	RNA 4901 RS	RNA 4901 RS
RNA-4902-RS	20	28	13	-	.060	RNA 4902 RSR	RNA 4902 RSR	RNA 4902 RS	RNA 4902 RS
RNA-4903-RS	22	30	13	-	.070	RNA 4903 RSR	RNA 4903 RSR	RNA 4903 RS	RNA 4903 RS
RNA-4904-RS	25	37	17	-	.150	RNA 4904 RSR	RNA 4904 RSR	RNA 4904 RS	RNA 4904 RS
RNA-4905-RS	30	42	17	-	.170	RNA 4905 RSR	RNA 4905 RSR	RNA 4905 RS	RNA 4905 RS
RNA-4906-RS	35	47	17	-	.190	RNA 4906 RSR	RNA 4906 RSR	RNA 4906 RS	RNA 4906 RS
RNA-4907-RS	42	55	20	-	.280	RNA 4907 RSR	RNA 4907 RSR	RNA 4907 RS	RNA 4907 RS
RNA-4908-RS	48	62	22	-	.380	RNA 4908 RSR	RNA 4908 RSR	RNA 4908 RS	RNA 4908 RS
RNA-4909-RS	52	68	22	-	.480	RNA 4909 RSR	RNA 4909 RSR	RNA 4909 RS	RNA 4909 RS
RNA-4910-RS	58	72	22	-	.450	RNA 4910 RSR	RNA 4910 RSR	RNA 4910 RS	RNA 4910 RS



With Inner Race
NA



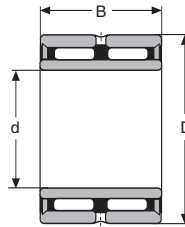
Without Inner Race
RNA

NEEDLE BEARINGS - COMPLETE WITH INNER RACE

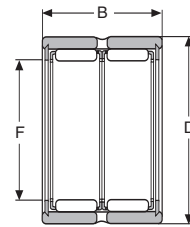
Consolidated No.	Dimensions (Metric)			Approx. Wgt. (lbs.)	Interchange
	d	D	B		
					NTN
NA-5902	15	28	18	.115	NA5902
NA-5903	17	30	18	.123	NA5903
NA-5904	20	37	23	.254	NA5904
NA-59/22	22	39	23	.295	NA59/22
NA-5905	25	42	23	.306	NA5905
NA-59/28	28	45	23	.313	NA59/28
NA-5906	30	47	23	.335	NA5906
NA-59/32	32	52	27	.531	NA59/32
NA-5907	35	55	27	.564	NA5907
NA-5908	40	62	30	.767	NA5908
NA-5909	45	68	30	.873	NA5909
NA-5910	50	72	30	1.100	NA5910
NA-5911	55	80	34	1.230	NA5911
NA-5912	60	85	34	1.350	NA5912
NA-5913	65	90	34	1.440	NA5913
NA-5914	70	100	40	2.340	NA5914
NA-5915	75	105	40	2.490	NA5915
NA-5916	80	110	40	2.540	NA5916
NA-5917	85	120	46	3.880	NA5917
NA-5918	90	125	46	4.060	NA5918
NA-5919	95	130	46	4.370	NA5919
NA-5920	100	140	54	6.280	NA5920

WITHOUT INNER RACE

Consolidated No.	Dimensions (Metric)			Approx. Wgt. (lbs.)	Interchange
	F	D	B		
					NTN
RNA-5902	20	28	18	.075	RNA5902
RNA-5903	22	30	18	.080	RNA5903
RNA-5904	25	37	23	.165	RNA5904
RNA-59/22	28	39	23	.192	RNA59/22
RNA-5905	30	42	23	.199	RNA5905
RNA-59/28	32	45	23	.203	RNA59/28
RNA-5906	35	47	23	.218	RNA5906
RNA-59/32	40	52	27	.345	RNA59/32
RNA-5907	42	55	27	.367	RNA5907
RNA-5908	48	62	30	.499	RNA5908
RNA-5909	52	68	30	.567	RNA5909
RNA-5910	58	72	30	.715	RNA5910
RNA-5911	63	80	34	.800	RNA5911
RNA-5912	68	85	34	.878	RNA5912
RNA-5913	72	90	34	.936	RNA5913
RNA-5914	80	100	40	1.521	RNA5914
RNA-5915	85	105	40	1.619	RNA5915
RNA-5916	90	110	40	1.651	RNA5916
RNA-5917	100	120	46	2.522	RNA5917
RNA-5918	105	125	46	2.639	RNA5918
RNA-5919	110	130	46	2.841	RNA5919
RNA-5920	115	140	54	4.082	RNA5920



With Inner Race
NA



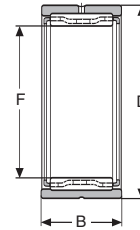
Without Inner Race
RNA

NEEDLE BEARINGS - COMPLETE WITH INNER RACE

Consolidated No.	Dimensions (Metric)			Approx. Wgt. (lbs.)	FAG INA SKF Torrington	Interchange SKF (Old No.)
	d	D	B			
NA-6901	12	24	22	.120	NA 6901	NNA 6901
NA-6902	15	28	23	.150	NA 6902	NNA 6902
NA-6903	17	30	23	.190	NA 6903	NNA 6903
NA-6904	20	37	30	.340	NA 6904	NNA 6904
NA-69/22	22	39	30	.360	NA 69/22	NNA 69/22
NA-6905	25	42	30	.400	NA 6905	NNA 6905
NA-69/28	28	45	30	.420	NA 69/28	NNA 69/28
NA-6906	30	47	30	.460	NA 6906	NNA 6906
NA-69/32	32	52	36	.690	NA 69/32	NNA 69/32
NA-6907	35	55	36	.750	NA 6907	NNA 6907
NA-6908	40	62	40	1.050	NA 6908	NNA 6908
NA-6909	45	68	40	1.240	NA 6909	NNA 6909
NA-6910	50	72	40	1.280	NA 6910	NNA 6910
NA-6911	55	80	45	1.770	NA 6911	NNA 6911
NA-6912	60	85	45	1.890	NA 6912	NNA 6912
NA-6913	65	90	45	2.060	NA 6913	NNA 6913
NA-6914	70	100	54	3.190	NA 6914	NNA 6914
NA-6915	75	105	54	3.430	NA 6915	NNA 6915
NA-6916	80	110	54	3.570	NA 6916	NNA 6916
NA-6917	85	120	63	5.360	NA 6917	NNA 6917
NA-6918	90	125	63	5.630	NA 6918	NNA 6918
NA-6919	95	130	63	5.880	NA 6919	NNA 6919

WITHOUT INNER RACE

Consolidated No.	Dimensions (Metric)			Approx. Wgt. (lbs.)	FAG INA SKF Torrington	Interchange SKF (Old No.)
	F	D	B			
RNA-6901	16	24	22	.080	RNA 6901	RNNA 6901
RNA-6902	20	28	23	.100	RNA 6902	RNNA 6902
RNA-6903	22	30	23	.130	RNA 6903	RNNA 6903
RNA-6904	25	37	30	.250	RNA 6904	RNNA 6904
RNA-69/22	28	39	30	.240	RNA 69/22	RNNA 69/22
RNA-6905	30	42	30	.280	RNA 6905	RNNA 6905
RNA-69/28	32	45	30	.330	RNA 69/28	RNNA 69/28
RNA-6906	35	47	30	.330	RNA 6906	RNNA 6906
RNA-69/32	40	52	36	.410	RNA 69/32	RNNA 69/32
RNA-6907	42	55	36	.480	RNA 6907	RNNA 6907
RNA-6908	48	62	40	.670	RNA 6908	RNNA 6908
RNA-6909	52	68	40	.870	RNA 6909	RNNA 6909
RNA-6910	58	72	40	.810	RNA 6910	RNNA 6910
RNA-6911	63	80	45	1.140	RNA 6911	RNNA 6911
RNA-6912	68	85	45	1.260	RNA 6912	RNNA 6912
RNA-6913	72	90	45	1.470	RNA 6913	RNNA 6913
RNA-6914	80	100	54	2.090	RNA 6914	RNNA 6914
RNA-6915	85	105	54	2.260	RNA 6915	RNNA 6915
RNA-6916	90	110	54	2.320	RNA 6916	RNNA 6916
RNA-6917	100	120	63	2.970	RNA 6917	RNNA 6917
RNA-6918	105	125	63	3.110	RNA 6918	RNNA 6918
RNA-6919	110	130	63	3.230	RNA 6919	RNNA 6919



MR

NEEDLE BEARINGS - CAGE TYPE - WITHOUT INNER RACE (INCH)

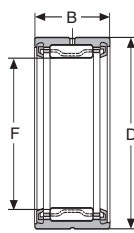
Consolidated No.	Dimensions (Inch)			Approx. Wgt. (lbs.)	Appropriate Inner Race No.	Interchange			
	F	D	B			INA	McGill	RBC	Torrington
MR-10-N	.6250	1.1250	.7500	.120	MI-6-N	NCS-1012	MR-10-N	SJ7133	HJ-101812
MR-10	.6250	1.1250	1.0000	.150	MI-6	-	MR-10	SJ7134	HJ-101816
MR-12-N	.7500	1.2500	.7500	.140	MI-8-N	NCS-1212	MR-12-N	SJ7153	HJ-122012
MR-12	.7500	1.2500	1.0000	.170	MI-8	NCS-1216	MR-12	SJ7154	HJ-122016
MR-14-N	.8750	1.3750	.7500	.160	MI-10-N	NCS-1412	MR-14-N	SJ7173	HJ-142212
MR-14	.8750	1.3750	1.0000	.210	MI-10	NCS-1416	MR-14	SJ7174	HJ-142216
MR-16-N	1.0000	1.5000	.7500	.200	MI-12-N	NCS-1612	MR-16-N	SJ7193	HJ-162412
MR-16	1.0000	1.5000	1.0000	.230	MI-12	NCS-1616	MR-16	SJ7194	HJ-162416
MR-18-N	1.1250	1.6250	1.0000	.240	MI-14-N	NCS-1816	MR-18-N	SJ7214	HJ-182616
MR-18	1.1250	1.6250	1.2500	.320	MI-14	NCS-1820	MR-18	SJ7215	HJ-182620
MR-20-N	1.2500	1.7500	1.0000	.270	MI-16-N	NCS-2016	MR-20-N	SJ7234	HJ-202816
MR-20	1.2500	1.7500	1.2500	.340	MI-16	NCS-2020	MR-20	SJ7235	HJ-202820
MR-22-N	1.3750	1.8750	1.0000	.310	MI-18-N	NCS-2216	MR-22-N	SJ7254	HJ-223016
MR-22	1.3750	1.8750	1.2500	.360	MI-18	NCS-2220	MR-22	SJ7255	HJ-223020
MR-24-N	1.5000	2.0625	1.0000	.410	MI-20-N	NCS-2416	MR-24-N	SJ7274	HJ-243316
MR-24	1.5000	2.0625	1.2500	.470	MI-19	NCS-2420	MR-24	SJ7275	HJ-243320
MR-26-N	1.6250	2.1875	1.0000	.460	MI-21-N	NCS-2616	MR-26-N	SJ7294	HJ-263516
MR-26	1.6250	2.1875	1.2500	.510	MI-21	NCS-2620	MR-26	SJ7295	HJ-263520
MR-28-N	1.7500	2.3125	1.0000	.470	MI-24-N	NCS-2816	MR-28-N	SJ7314	HJ-283716
MR-28	1.7500	2.3125	1.2500	.550	MI-23	NCS-2820	MR-28	SJ7315	HJ-283720
MR-28	1.7500	2.3125	1.2500	.550	MI-24	NCS-2820	MR-28	SJ7315	HJ-283720
MR-30	1.8750	2.4375	1.2500	.590	MI-25-4S	NCS-3020	MR-30	SJ7335	HJ-303920
MR-31	1.9375	2.5000	1.2500	.600	MI-26-2S	-	MR-31	SJ7345	-
MR-32-N	2.0000	2.5625	1.0000	.550	MI-26-N	-	MR-32-N	SJ7354	HJ-324116
MR-32	2.0000	2.5625	1.2500	.610	MI-26	NCS-3220	MR-32	SJ7355	HJ-324120
MR-32	2.0000	2.5625	1.2500	.610	MI-27	NCS-3220	MR-32	SJ7355	HJ-324120
MR-36-N	2.2500	3.0000	1.5000	1.130	MI-28-N	NCS-3624	MR-36-N	SJ8406	HJ-364824
MR-36	2.2500	3.0000	1.7500	1.320	MI-28	-	MR-36	SJ8407	HJ-364828
MR-36	2.2500	3.0000	1.7500	1.320	MI-30	-	MR-36	SJ8407	HJ-364828
MR-40-N	2.5000	3.2500	1.5000	1.230	MI-32-N	NCS-4020	MR-40-N	SJ8446	HJ-405224
MR-40	2.5000	3.2500	1.7500	1.440	MI-31	-	MR-40	SJ8447	HJ-405228
MR-40	2.5000	3.2500	1.7500	1.440	MI-32	-	MR-40	SJ8447	HJ-405228
MR-44-N	2.7500	3.5000	1.5000	1.360	MI-36-N	NCS-4424	MR-44-N	SJ8476	HJ-445624
MR-44	2.7500	3.5000	1.7500	1.580	MI-35	-	MR-44	SJ8477	HJ-445628
MR-44	2.7500	3.5000	1.7500	1.590	MI-36	-	MR-44	SJ8477	HJ-445628
MR-48-N	3.0000	3.7500	1.5000	1.530	MI-40-N	NCS-4824	MR-48-N	SJ8516	HJ-486024
MR-48	3.0000	3.7500	1.7500	1.700	MI-38	-	MR-48	SJ8517	HJ-486028
MR-48	3.0000	3.7500	1.7500	1.700	MI-39	-	MR-48	SJ8517	HJ-486028
MR-48	3.0000	3.7500	1.7500	1.700	MI-40	-	MR-48	SJ8517	HJ-486028
MR-52	3.2500	4.2500	1.7500	2.640	MI-44	NCS-5228	MR-52	SJ9567	HJ-526828
MR-56-N	3.5000	4.5000	1.7500	2.880	MI-48-N	-	MR-56-N	SJ9607	-
MR-56	3.5000	4.5000	2.0000	3.180	MI-46	-	MR-56	SJ9608	HJ-567232
MR-56	3.5000	4.5000	2.0000	3.180	MI-47	NCS-5632	MR-56	SJ9608	HJ-567232
MR-56	3.5000	4.5000	2.0000	3.180	MI-48	NCS-5632	MR-56	SJ9608	HJ-567232
MR-60	3.7500	4.7500	2.0000	3.380	MI-50	-	MR-60	SJ9648	HJ-607632
MR-60	3.7500	4.7500	2.0000	3.380	MI-52	-	MR-60	SJ9648	HJ-607632
MR-64	4.0000	5.0000	2.0000	3.560	MI-54	-	MR-64	SJ9688	HJ-648032
MR-64	4.0000	5.0000	2.0000	3.560	MI-56	-	MR-64	SJ9688	HJ-648032
MR-68	4.2500	5.2500	2.0000	3.740	MI-60	-	MR-68	SJ9728	HJ-688432
MR-72	4.5000	6.0000	2.2500	7.130	MI-62	-	MR-72	SJ6769	HJ-729636
MR-80	5.0000	6.5000	2.2500	7.780	MI-68	-	MR-80	SJ6849	HJ-8010436
MR-88-N	5.5000	7.0000	2.5000	10.400	MI-72-N	-	MR-88-N	SJ6918	HJ-8811240
MR-88	5.5000	7.0000	3.0000	11.820	MI-72	-	MR-88	SJ6919	HJ-8811248
MR-96-N	6.0000	7.5000	2.5000	11.080	MI-80-N	-	MR-96-N	SJ6925	HJ-9612040
MR-96	6.0000	7.5000	3.0000	12.690	MI-80	-	MR-96	SJ6926	HJ-9612048
MR-104-N	6.5000	8.0000	2.5000	11.850	MI-88-N	-	MR-104-N	SJ6935	HJ-10412840
MR-104	6.5000	8.0000	3.0000	13.550	MI-88	-	MR-104	SJ6936	HJ-10412848
MR-116	7.2500	9.1250	3.0000	19.320	MI-96	-	MR-116	SJ2326	HJ-11614648
MR-124	7.7500	9.6250	3.0000	19.800	MI-104	-	MR-124	SJ2426	HJ-12415448
MR-132	8.2500	10.1250	3.0000	21.630	MI-112	-	MR-132	SJ2526	HJ-13216248
MR-140	8.7500	10.6250	3.0000	22.730	MI-120	-	MR-140	SJ2626	HJ-14017048
MR-148	9.2500	11.1250	3.0000	24.000	MI-128	-	MR-148	SJ2726	HJ-14817848

NOTE:

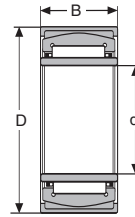
1.) Material - Outer races, inner races and rollers are made from 52100 steel and hardened to Rockwell hardness 60-64 RC. These bearings are equipped with stamped steel cages.

2.) Lubrication - Outer races have an external centered oil groove and one oil hole. Inner races have an internal centered oil groove and one oil hole.

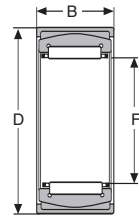
3.) For applications where the bearing is run directly on the shaft, no inner race is required. The shaft hardness should be 60 Rockwell C scale.



Without Inner Race
& Two Seals 2RS



With Inner Race
PNA



Without Inner Race
RPNA

NEEDLE BEARINGS - CAGE TYPE - WITHOUT INNER RACE (INCH) - TWO SEALS

Consolidated No.	Dimensions (Inch)			Approx. Wgt. (lbs.)	Appropriate Inner Race No.	Interchange		
	F	D	B			McGill	RBC	Torrington
MR-10-2RS	.6250	1.1250	1.0000	.156	MI-6	MR-10-SS	SJ-7134-SS	HJ-101816-2RS
MR-12-2RS	.7500	1.2500	1.0000	.171	MI-8	MR-12-SS	SJ-7154-SS	HJ-122016-2RS
MR-14-2RS	.8750	1.3750	1.0000	.187	MI-10	MR-14-SS	SJ-7174-SS	HJ-142216-2RS
MR-16-2RS	1.0000	1.5000	1.0000	.218	MI-12	MR-16-SS	SJ-7194-SS	HJ-162416-2RS
MR-18-2RS	1.1250	1.6250	1.2500	.282	MI-14	MR-18-SS	SJ-7215-SS	HJ-182620-2RS
MR-20-2RS	1.2500	1.7500	1.2500	.380	MI-16	MR-20-SS	SJ-7235-SS	HJ-202830-2RS
MR-22-2RS	1.3750	1.8750	1.2500	.410	MI-18	MR-22-SS	SJ-7255-SS	HJ-223020-2RS
MR-24-2RS	1.5000	2.0625	1.2500	.438	MI-19	MR-24-SS	SJ-7275-SS	HJ-243220-2RS
MR-24-2RS	1.5000	2.0625	1.2500	.438	MI-20	MR-24-SS	SJ-7275-SS	HJ-263520-2RS
MR-26-2RS	1.6250	2.1875	1.2500	.468	MI-21	MR-26-SS	SJ-7295-SS	
MR-28-2RS	1.7500	2.3125	1.2500	.500	MI-23	MR-28-SS	SJ-7315-SS	HJ-283720-2RS
MR-28-2RS	1.7500	2.3125	1.2500	.500	MI-24	MR-28-SS	SJ-7315-SS	HJ-283720-2RS
MR-30-2RS	1.8750	2.4375	1.2500	.527	MI-25-4S	MR-30-SS	SJ-7335-SS	-
MR-32-2RS	2.0000	2.5625	1.2500	.562	MI-26	MR-32-SS	SJ-7355-SS	HJ-324120-2RS
MR-32-2RS	2.0000	2.5625	1.2500	.562	MI-27	MR-32-SS	SJ-7355-SS	HJ-324120-2RS
MR-36-2RS	2.2500	3.0000	1.7500	1.250	MI-28	MR-36-SS	SJ-8407-SS	HJ-364828-2RS
MR-36-2RS	2.2500	3.0000	1.7500	1.250	MI-30	MR-36-SS	SJ-8407-SS	HJ-364828-2RS
MR-40-2RS	2.5000	3.2500	1.7500	1.380	MI-31	MR-40-SS	SJ-8447-SS	HJ-405228-2RS
MR-40-2RS	2.5000	3.2500	1.7500	1.380	MI-32	MR-40-SS	SJ-8447-SS	HJ-405228-2RS

NOTE:

- 1.) Material - Outer races, inner races and rollers are made from 52100 steel and hardened to Rockwell hardness 60-64 RC. These bearings are equipped with stamped steel cages.
- 2.) Lubrication - Outer races have an external centered oil groove and one oil hole. Inner races have an internal centered oil groove and one oil hole.
- 3.) For applications where the bearing is run directly on the shaft, no inner race is required. The shaft hardness should be 60 Rockwell C scale.

SELF ALIGNING NEEDLE BEARINGS WITH INNER RACE

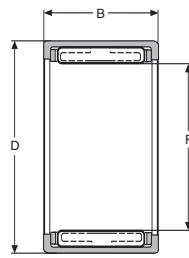
Consolidated No.	Dimensions (Metric)			Approx. Wgt. (lbs.)	INA SKF	Interchange
	d	D	B			
PNA-12/28	12	28	12	.090	PNA 12/28	
PNA-15/32	15	32	16	.140	PNA 15/32	
PNA-17/35	17	35	16	.160	PNA 17/35	
PNA-20/42	20	42	20	.310	PNA 20/42	
PNA-22/44	22	44	20	.330	PNA 22/44	
PNA-25/47	25	47	20	.360	PNA 25/47	
PNA-30/52	30	52	20	.400	PNA 30/52	
PNA-35/55	35	55	20	.400	PNA 35/55	
PNA-40/62	40	62	20	.570	PNA 60/62	

WITHOUT INNER RACE

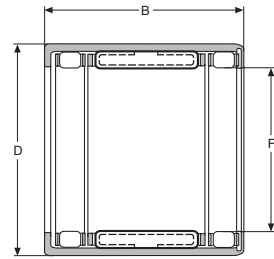
	F	D	B	Approx. Wgt. (lbs.)	Appropriate Inner Race	INA SKF
RPNA-15/28	15	28	12	.070	IR-12 x 15 x 12	RPNA 15/28
RPNA-18/32	18	32	16	.120	IR-15 x 18 x 16	RPNA 18/32
RPNA-20/35	28	35	16	.140	IR-17 x 20 x 16	RPNA 20/35
RPNA-25/42	25	42	20	.250	IR-20 x 25 x 20	RPNA 25/42
RPNA-28/44	28	44	20	.250	IR-22 x 28 x 20	RPNA 28/44
RPNA-30/47	30	47	20	.270	IR-25 x 30 x 20	RPNA 30/47
RPNA-35/52	35	52	20	.290	IR-30 x 35 x 20	RPNA 35/52
RPNA-40/55	40	55	20	.310	IR-35 x 40 x 20	RPNA 40/55
RPNA-45/62	45	62	20	.400	IR-40 x 45 x 20	RPNA 45/62

NOTE:

- 1.) Maximum allowable misalignment 3°.
- 2.) Allowable operating temperature -30°C to +100°C.



RC/FC
Without Bearing Assembly



RCB/FCB
With Bearing Assembly

NEEDLE BEARINGS - DRAWN CUP ROLLER CLUTCH

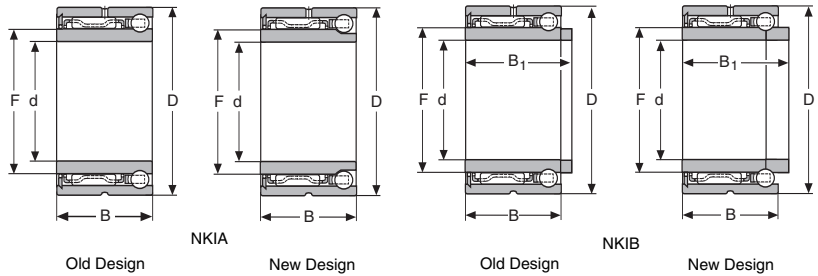
Consolidated No.	Dimensions (Inch)			Approx. Wgt. (lbs.)	Interchange	
	F	D	B		TORRINGTON	INA
RC-1/8	.1250	.2812	.2500	.020	RC-02	-
RC-1/4	.2500	.4375	.5000	.035	RC-040708	HFZ 040708
RC-3/8	.3750	.6250	.5000	.047	RC-061008	HFZ 061008
RC-1/2	.5000	.7500	.5000	.060	RC-081208	HFZ 081208
RC-5/8	.6250	.8750	.6250	.070	RC-101410	HFZ 101410
RC-3/4	.7500	1.0000	.6250	.085	RC-121610	HFZ 121610
RC-1	1.0000	1.3125	.6250	.095	RC-162110	HFZ 162110

Consolidated No.	Dimensions (Metric)			Approx. Wgt. (lbs.)	Interchange	
	F	D	B		TORRINGTON	INA
FC-3	3	6.5	6	.010	-	HF-0306 KF
FC-4	4	8	6	.010	FC-4	HF-0406 KF
FC-6	6	10	12	.010	FCS-6	HF-0612
FCL-8	8	12	12	.010	FCL-8-K	HF-0812
FC-8	8	14	12	.010	FC-8	-
FCL-10	10	14	12	.010	FCL-10-K	HF-1012
FC-10	10	16	12	.010	FC-10	-
FC-12	12	18	16	.020	FC-12	HF-1216
FC-14	14	20	16	.020	-	HF-1416
FC-16	16	22	16	.030	FC-16	HF-1616
FC-18	18	24	16	.040	-	HF-1816
FC-20	20	26	16	.040	FC-20	HF-2016
FC-25	25	32	20	.070	FC-25	HF-2520
FC-30	30	37	20	.080	FC-30	HF-3020
FC-35	35	42	20	.090	FCS-35	HF-3520

NEEDLE BEARINGS - DRAWN CUP ROLLER CLUTCH & BEARING ASSEMBLY

Consolidated No.	Dimensions (Inch)			Approx. Wgt. (lbs.)	Interchange	
	F	D	B		TORRINGTON	INA
RCB-3/8	.3750	.6250	.8750	.015	RCB-061014	HLFZ 061014
RCB-1/2	.5000	.7500	.8750	.035	RCB-081214	HLFZ 081214
RCB-5/8	.6250	.8750	1.0000	.050	RCB-101416	HLFZ 101416
RCB-3/4	.7500	1.0000	1.0000	.070	RCB-121616	-
RCB-1	1.0000	1.3125	1.0625	.080	RCB-162117	-

Consolidated No.	Dimensions (Metric)			Approx. Wgt. (lbs.)	Interchange	
	F	D	B		TORRINGTON	INA
FCB-3	3	6.5	8	.010	-	HFL-0306 KF
FCB-4	4	8	8	.010	-	HFL-0408 KF
FCB-6	6	10	15	.010	-	HFL-0615
FCBL-8	8	12	22	.020	FCBL-8-K	HFL-0822
FCB-8	8	14	20	.020	FCB-8	-
FCBL-10	10	14	22	.020	-	HFL-1022
FCB-10	10	16	20	.020	FCB-10	-
FCB-12	12	18	26	.040	FCB-12	HFL-1226
FCB-14	14	20	26	.040	-	HFL-1426
FCB-16	16	22	26	.050	FCB-16	HFL-1626
FCB-18	18	24	26	.060	-	HFL-1826
FCB-20	20	26	26	.060	FCB-20	HFL-2026
FCB-25	25	32	30	.100	FCB-25	HFL-2530
FCB-30	30	37	30	.110	FCB-30	HFL-3030
FCB-35	35	42	30	.130	-	HFL-3530

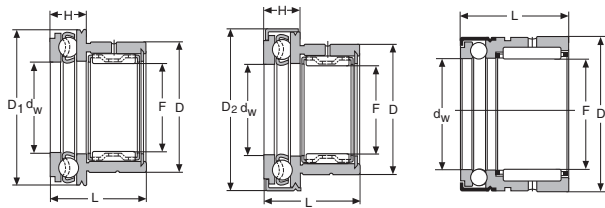


NEEDLE BEARINGS - COMBINED NEEDLE / THRUST BALL

Consolidated No.	Dimensions (Metric)					Approx. Wgt. (lbs.)	Interchange			
	d	D	F	B	B ₁		IKO	FAG	INA SKF	SKF (Old No.)
NKIA-5901	12	24	16	16	-	.090	-	NJA 5901	-	NAXA 5901
NKIA-5902	15	28	20	18	-	.110	NATA 5902	NJA 5902	NKIA 5902	NAXA 5902
NKIA-5903	17	30	22	18	-	.130	NATA 5903	NJA 5903	NKIA 5903	NAXA 5903
NKIA-5904	20	37	25	23	-	.250	NATA 5904	NJA 5904	NKIA 5904	NAXA 5904
NKIA-59/22	22	39	28	23	-	.270	-	NJA 59/22	NKIA 59/22	NAXA 59/22
NKIA-5905	25	42	30	23	-	.290	NATA 5905	NJA 5905	NKIA 5905	NAXA 5905
NKIA-5906	30	47	35	23	-	.330	NATA 5906	NJA 5906	NKIA 5906	NAXA 5906
NKIA-5907	35	55	42	27	-	.540	NATA 5907	NJA 5907	NKIA 5907	NAXA 5907
NKIA-5908	40	62	48	30	-	.770	NATA 5908	NJA 5908	NKIA 5908	NAXA 5908
NKIA-5909	45	68	52	30	-	.890	NATA 5909	NJA 5909	NKIA 5909	NAXA 5909
NKIA-5910	50	72	58	30	-	.910	NATA 5910	NJA 5910	NKIA 5910	NAXA 5910
NKIA-5911	55	80	63	34	-	1.300	NATA 5911	NJA 5911	NKIA 5911	NAXA 5911
NKIA-5912	60	85	68	34	-	1.400	NATA 5912	NJA 5912	NKIA 5912	NAXA 5912
NKIA-5913	65	90	72	34	-	1.570	NATA 5913	NJA 5913	NKIA 5913	NAXA 5913
NKIA-5914	70	100	80	40	-	2.320	NATA 5914	NJA 5914	NKIA 5914	NAXA 5914

EXTENDED INNER RACE

NKIB-5901	12	24	16	16	17.5	.152	-	DNJB 5901	NKIB 5901	NAXB 5901
NKIB-5902	15	28	20	18	20	.120	NATB 5902	DNJB 5902	NKIB 5902	NAXB 5902
NKIB-5903	17	30	22	18	20	.130	NATB 5903	DNJB 5903	NKIB 5903	NAXB 5903
NKIB-5904	20	37	25	23	25	.260	NATB 5904	DNJB 5904	NKIB 5904	NAXB 5904
NKIB-59/22	22	39	28	23	25	.280	-	DNJB 59/22	NKIB 59/22	NAXB 59/22
NKIB-5905	25	42	30	23	25	.300	NATB 5905	DNJB 5905	NKIB 5905	NAXB 5905
NKIB-5906	30	47	35	23	25	.340	NATB 5906	DNJB 5906	NKIB 5906	NAXB 5906
NKIB-5907	35	55	42	27	30	.560	NATB 5907	DNJB 5907	NKIB 5907	NAXB 5907
NKIB-5908	40	62	48	30	34	.810	NATB 5908	DNJB 5908	NKIB 5908	NAXB 5908
NKIB-5909	45	68	52	30	34	.930	NATB 5909	DNJB 5909	NKIB 5909	NAXB 5909
NKIB-5910	50	72	58	30	34	.950	NATB 5910	DNJB 5910	NKIB 5910	NAXB 5910
NKIB-5911	55	80	63	34	38	1.360	NATB 5911	DNJB 5911	NKIB 5911	NAXB 5911
NKIB-5912	60	85	68	34	38	1.450	NATB 5912	DNJB 5912	NKIB 5912	NAXB 5912
NKIB-5913	65	90	72	34	38	1.620	NATB 5913	DNJB 5913	NKIB 5913	NAXB 5913
NKIB-5914	70	100	80	40	45	2.430	NATB 5914	DNJB 5914	NKIB 5914	NAXB 5914



NKX

NKX..Z

NX..Z

NEEDLE BEARINGS - COMBINED NEEDLE / THRUST BALL

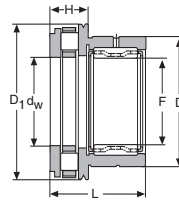
Consolidated No.	Dimensions (Metric)						Approx. Wgt. (lbs.)	Appropriate Inner Race	Interchange			
	F	D	L	dw	D1	H			FAG	IKO FAG (Old No.)	INA SKF	SKF (Old No.)
*NKX-10	10	19	23	10	24	9	.090	IR-7 x 10 x 16	NAXK 10	NAX 1023	NKX 10	NAX 101923
*NKX-12	12	21	23	12	26	9	.110	IR-9 x 12 x 16	NAXK 12	NAX 1223	NKX 12	NAX 122123
*NKX-15	15	24	23	15	28	9	.110	IR-12 x 15 x 16	NAXK 15	NAX 1523	NKX 15	NAX 152423
*NKX-17	17	26	25	17	30	9	.140	IR-14 x 17 x 17	NAXK 17	NAX 1725	NKX 17	NAX 172625
*NKX-20	20	30	30	20	35	10	.200	IR-17 x 20 x 20	NAXK 20	NAX 2030	NKX 20	NAX 203030
*NKX-25	25	37	30	25	42	11	.300	IR-20 x 25 x 20	NAXK 25	NAX 2530	NKX 25	NAX 253730
*NKX-30	30	42	30	30	47	11	.330	IR-25 x 30 x 20	NAXK 30	NAX 3030	NKX 30	NAX 304230
*NKX-35	35	47	30	35	52	12	.390	IR-30 x 35 x 20	NAXK 35	NAX 3530	NKX 35	NAX 354730
*NKX-40	40	52	32	40	60	13	.500	IR-35 x 40 x 20	NAXK 40	NAX 4032	NKX 40	NAX 405232
*NKX-45	45	58	32	45	65	14	.580	IR-40 x 45 x 20	NAXK 45	NAX 4532	NKX 45	NAX 455832
*NKX-50	50	62	35	50	70	14	.700	IR-45 x 50 x 25	NAXK 50	NAX 5035	NKX 50	NAX 506235
*NKX-60	60	72	40	60	85	17	1.060	IR-50 x 60 x 25	NAXK 60	NAX 6040	NKX 60	NAX 607240
NKX-70	70	85	40	70	95	18	1.460	IR-60 x 70 x 25	NAXK 70	NAX 7040	NKX 70	NAX 708540

SHIELDED

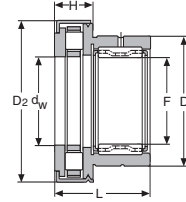
Consolidated No.	Dimensions (Metric)						Approx. Wgt. (lbs.)	Appropriate Inner Race	Interchange				
	F	D	L	dw	D2	H			FAG	FAG (Old No.)	IKO	INA SKF	SKF (Old No.)
NKX-10-Z	10	19	23	10	25	9	.100	IR-7 x 10 x 16	NAXK 10 Z	NAX 1023 Z	NAX 1023 Z	NKX 10 Z	NAX 101923-Z
NKX-12-Z	12	21	23	12	27	9	.110	IR-9 x 12 x 16	NAXK 12 Z	NAX 1223 Z	NAX 1223 Z	NKX 12 Z	NAX 122123-Z
NKX-15-Z	15	24	23	15	29	9	.110	IR-12 x 15 x 16	NAXK 15 Z	NAX 1523 Z	NAX 1523 Z	NKX 15 Z	NAX 152423-Z
NKX-17-Z	17	26	25	17	31	9	.150	IR-14 x 17 x 17	NAXK 17 Z	NAX 1725 Z	NAX 1725 Z	NKX 17 Z	NAX 172625-Z
NKX-20-Z	20	30	30	20	36	10	.210	IR-17 x 20 x 20	NAXK 20 Z	NAX 2030 Z	NAX 2030 Z	NKX 20 Z	NAX 203030-Z
NKX-25-Z	25	37	30	25	43	11	.310	IR-20 x 25 x 20	NAXK 25 Z	NAX 2530 Z	NAX 2530 Z	NKX 25 Z	NAX 253730-Z
NKX-30-Z	30	42	30	30	48	11	.340	IR-25 x 30 x 20	NAXK 30 Z	NAX 3030 Z	NAX 3030 Z	NKX 30 Z	NAX 304230-Z
NKX-35-Z	35	47	30	35	53	12	.410	IR-30 x 35 x 20	NAXK 35 Z	NAX 3530 Z	NAX 3530 Z	NKX 35 Z	NAX 354730-Z
NKX-40-Z	40	52	32	40	61	13	.520	IR-35 x 40 x 20	NAXK 40 Z	NAX 4032 Z	NAX 4032 Z	NKX 40 Z	NAX 405232-Z
NKX-45-Z	45	58	32	45	66.5	14	.610	IR-40 x 45 x 20	NAXK 45 Z	NAX 4532 Z	NAX 4532 Z	NKX 45 Z	NAX 455832-Z
NKX-50-Z	50	62	35	50	71.5	14	.740	IR-45 x 50 x 25	NAXK 50 Z	NAX 5035 Z	NAX 5035 Z	NKX 50 Z	NAX 506235-Z
NKX-60-Z	60	72	40	60	86.5	17	1.340	IR-50 x 60 x 25	NAXK 60 Z	-	NAX 6040 Z	NKX 60 Z	NAX 607240-Z
NKX-70-Z	70	85	40	70	95.2	18	1.834	IR-60 x 70 x 25	NAXK 70 Z	-	NAX 7040 Z	NKX 70 Z	NAX 708540-Z

COMBINED NEEDLE / THRUST BALL - SHIELDED

Consolidated No.	Dimensions (Metric)				Approx. Wgt. (lbs.)	Appropriate Inner Race	Interchange
	F	D	L	dw			
NX-7-Z	7	14	18	7	.030	-	NX 7 Z
NX-10-Z	10	19	18	10	.060	IR-6 x 10 X 10	NX 10 Z
NX-12-Z	12	21	18	12	.070	IR-8 x 12 x 10	NX 12 Z
NX-15-Z	15	24	28	15	.110	IR-12 x 15 x 16	NX 15 Z
NX-17-Z	17	26	28	17	.120	IR-14 x 17 x 17	NX 17 Z
NX-20-Z	20	30	28	20	.150	IR-17 x 20 x 16	NX 20 Z
NX-25-Z	25	37	30	25	.250	IR-20 x 25 x 16	NX 25 Z
NX-30-Z	30	42	30	30	.290	IR-25 x 30 x 20	NX 30 Z
NX-35-Z	35	47	30	35	.350	IR-30 x 35 x 20	NX 35 Z



NKXR



NKXR..Z

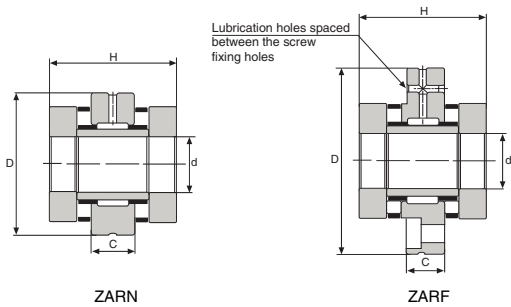
COMBINED NEEDLE / THRUST ROLLER

Consolidated No.	Dimensions (Metric)						Approx. Wgt. (lbs.)	Appropriate Inner Race	Interchange			
	F	D	L	dw	D1	H			FAG	FAG (Old No.)	IKO	INA SKF
*NKXR-15	15	24	23	15	28	9	.070	IR-12 x 15 x 16	NAXR15	NAXR1523	NBX 1523	NKXR 15
*NKXR-17	17	26	25	17	30	9	.110	IR-14 x 17 x 17	NAXR17	NAXR1725	NBX 1725	NKXR 17
*NKXR-20	20	30	30	20	35	10	.200	IR-17 x 20 x 20	NAXR20	NAXR2030	NBX 2030	NKXR 20
*NKXR-25	25	37	30	25	42	11	.320	IR-20 x 25 x 20	NAXR25	NAXR2530	NBX 2530	NKXR 25
*NKXR-30	30	42	30	30	47	11	.360	IR-25 x 30 x 20	NAXR30	NAXR3030	NBX 3030	NKXR 30
*NKXR-35	35	47	30	35	52	12	.410	IR-30 x 35 x 20	NAXR35	NAXR3530	NBX 3530	NKXR 35
*NKXR-40	40	52	32	40	60	13	.640	IR-35 x 40 x 20	NAXR40X	NAXR4032	NBX 4032	NKXR 40
*NKXR-45	45	58	32	45	65	14	.800	IR-40 x 45 x 20	NAXR45X	NAXR4532	NBX 4532	NKXR 45
*NKXR-50	50	62	35	50	70	14	.960	IR-45 x 50 x 25	NAXR50X	NAXR5035	NBX 5035	NKXR 50

*Not normally stocked. Use shielded series above and remove shield for open end.

NEEDLE BEARINGS - COMBINED NEEDLE / THRUST ROLLER - SHIELDED

Consolidated No.	Dimensions (Metric)						Approx. Wgt. (lbs.)	Appropriate Inner Race	Interchange			
	F	D	L	dw	D2	H			FAG	FAG (Old No.)	IKO	INA SKF
NKXR-15-Z	15	24	23	15	29	9	.080	IR-12 x 15 x 16	NAXR15Z	NAXR1523Z	NBX 1523 Z	NKXR 15Z
NKXR-17-Z	17	26	25	17	31	9	.120	IR-14 x 17 x 17	NAXR17Z	NAXR1725Z	NBX 1725 Z	NKXR 17Z
NKXR-20-Z	20	30	30	20	36	10	.210	IR-17 x 20 x 20	NAXR20Z	NAXR2030Z	NBX 2030 Z	NKXR 20Z
NKXR-25-Z	25	37	30	25	43	11	.340	IR-20 x 25 x 20	NAXR25Z	NAXR2530Z	NBX 2530 Z	NKXR 25Z
NKXR-30-Z	30	42	30	30	48	11	.380	IR-25 x 30 x 20	NAXR30Z	NAXR3030Z	NBX 3030 Z	NKXR 30Z
NKXR-35-Z	35	47	30	35	53	12	.430	IR-30 x 35 x 20	NAXR35Z	NAXR3530Z	NBX 3530 Z	NKXR 35Z
NKXR-40-Z	40	52	32	40	61	13	.660	IR-35 x 40 x 20	NAXR40X,Z	NAXR4032Z	NBX 4032 Z	NKXR 40Z
NKXR-45-Z	45	58	32	45	66	14	.840	IR-40 x 45 x 20	NAXR45X,Z	NAXR4532Z	NBX 4532 Z	NKXR 45Z
NKXR-50-Z	50	62	35	50	71	14	1.000	IR-45 x 50 x 25	NAXR50X,Z	NAXR5035Z	NBX 5035 Z	NKXR 50Z

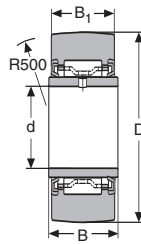


NEEDLE BEARINGS - COMBINED NEEDLE / THRUST ROLLER - DOUBLE DIRECTION - ABEC #7 PRECISION

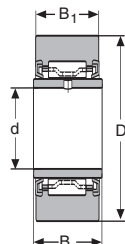
Consolidated No.	Dimensions (Metric)				Approx. Wgt. (lbs.)	Interchange	
	d	D	C	H		INA	NADELLA
ZARN 1545	15	45	16	40	.700	ZARN 1545 TN	ARNB 1545
ZARN 1747	17	47	16	43	.800	ZARN 1747 TN	-
ZARN 2052	20	52	16	46	.900	ZARN 2052 TN	ARNB 2052
ZARN 2062	20	62	20	60	1.900	ZARN 2062 TN	ARNB 2062
ZARN 2557	25	57	20	50	1.200	ZARN 2557 TN	ARNB 2557
ZARN 2572	25	72	20	60	2.600	ZARN 2572 TN	ARNB 2572
ZARN 3062	30	62	20	50	1.300	ZARN 3062 TN	ARNB 3062
ZARN 3080	30	80	20	66	3.300	ZARN 3080 TN	ARNB 3080
ZARN 3570	35	70	20	54	1.800	ZARN 3570 TN	ARNB 3570
ZARN 3585	35	85	20	66	3.600	ZARN 3585 TN	ARNB 3585
ZARN 4075	40	75	20	54	2.000	ZARN 4075 TN	ARNB 4075
ZARN 4090	40	90	25	75	4.600	ZARN 4090 TN	ARNB 4090
ZARN 4580	45	80	25	60	2.500	ZARN 4580 TN	ARNB 4580
ZARN 45105	45	105	25	82	6.700	ZARN 45105 TN	ARNB 45105
ZARN 5090	50	90	25	60	3.200	ZARN 5090 TN	ARNB 5090
ZARN 50110	50	110	25	82	7.300	ZARN 50110 TN	ARNB 50110
ZARN 55115	55	115	25	82	7.700	ZARN 55115 TN	ARNB 55115
ZARN 60120	60	120	25	82	8.200	ZARN 60120 TN	ARNB 60120
ZARN 65125	65	125	25	82	8.800	ZARN 65125 TN	ARNB 65125
ZARN 70130	70	130	25	82	9.000	ZARN 70130 TN	ARNB 70130
ZARN 75155	75	155	30	100	17.400	ZARN 75155 TN	ARNB 75155
ZARN 90180	90	180	35	110	25.600	ZARN 90180 TN	ARNB 90180

NEEDLE BEARINGS - COMBINED NEEDLE / THRUST ROLLER - DOUBLE DIRECTION - WITH PRE-DRILLED MOUNTING FLANGE - ABEC #7 PRECISION

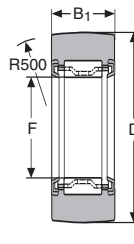
Consolidated No.	Dimensions (Metric)				Approx. Wgt. (lbs.)	Interchange	
	d	D	C	H		INA	NADELLA
ZARF 1560	15	60	14	40	.926	ZARF 1560 TN	-
ZARF 1762	17	62	14	43	1.080	ZARF 1762 TN	-
ZARF 2068	20	68	14	46	1.235	ZARF 2068 TN	-
ZARF 2080	20	80	18	60	2.426	ZARF 2080 TN	-
ZARF 2575	25	75	18	50	2.720	ZARF 2572 TN	-
ZARF 2590	25	90	18	60	3.528	ZARF 2590 TN	-
ZARF 3080	30	80	18	50	1.874	ZARF 3080 TN	-
ZARF 30105	30	105	18	66	4.300	ZARF 30105 TN	-
ZARF 3590	35	90	18	54	2.470	ZARF 3590 TN	-
ZARF 35110	35	110	18	66	3.528	ZARF 35110 TN	-
ZARF 40100	40	100	18	54	2.977	ZARF 40100 TN	-
ZARF 40115	40	115	22.5	75	5.954	ZARF 40115 TN	-
ZARF 45105	45	105	22.5	60	3.749	ZARF 45105 TN	-
ZARF 45130	45	130	22.5	82	8.600	ZARF 45130 TN	-
ZARF 50115	50	115	22.5	60	4.631	ZARF 50115 TN	-
ZARF 50140	50	140	22.5	82	9.261	ZARF 50140 TN	-
ZARF 55145	55	145	22.5	82	9.923	ZARF 55145 TN	-
ZARF 60150	60	150	22.5	82	10.364	ZARF 60150 TN	-
ZARF 65155	65	155	22.5	82	11.246	ZARF 65155 TN	-
ZARF 70160	70	160	22.5	82	11.466	ZARF 70160 TN	-
ZARF 75185	75	185	27	100	20.727	ZARF 75185 TN	-
ZARF 90210	90	210	32	110	30.209	ZARF 90120 TN	-



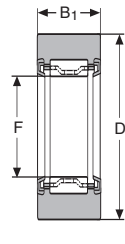
Crowned O.D. & Two Seals 2RS



Cylindrical O.D. & Two Seals 2RSX



Crowned O.D. & Two Seals 2RS



Cylindrical O.D. & Two Seals 2RSX

NEEDLE BEARINGS - ROLLER FOLLOWERS CROWNED O.D. WITH INNER RACE

Consolidated No.	Dimensions (Metric)				Approx. Wgt (lbs.)	Interchange			
	d	D	B	B1		FAG INA	SKF	SKF (Old No.)	Torrington
NA-22/6-2RS	6	19	12	11.8	.040	NA 22/6.2RSR	NA 22/6.2RS	-	NA 22/6-2RS
NA-22/8-2RS	8	24	12	11.8	.070	NA 22/8.2RSR	NA 22/8.2RS	-	NA 22/8-2RS
NA-2200-2RS	10	30	14	13.8	.130	NA 2200.2RSR	NA 2200.2RS	-	NA 2200-2RS
NA-2201-2RS	12	32	14	13.8	.140	NA 2201.2RSR	NA 2201.2RS	-	NA 2201-2RS
NA-2202-2RS	15	35	14	13.8	.160	NA 2202.2RSR	NA 2202.2RS	-	NA 2202-2RS
NA-2203-2RS	17	40	16	15.8	.240	NA 2203.2RSR	NA 2203.2RS	-	NA 2203-2RS
NA-2204-2RS	20	47	18	17.8	.390	NA 2204.2RSR	NA 2204.2RS	-	NA 2204-2RS
NA-2205-2RS	25	52	18	17.8	.450	NA 2205.2RSR	NA 2205.2RS	-	NA 2205-2RS
NA-2206-2RS	30	62	20	19.8	.720	NA 2206.2RSR	NA 2206.2RS	-	NA 2206-2RS
NA-2207-2RS	35	72	23	22.8	1.080	NA 2207.2RSR	NA 2207.2RS	-	NA 2207-2RS
NA-2208-2RS	40	80	23	22.8	1.360	NA 2208.2RSR	NA 2208.2RS	-	NA 2208-2RS
NA-2209-2RS	45	85	23	22.8	1.460	NA 2209.2RSR	NA 2209.2RS	-	NA 2209-2RS
NA-2210-2RS	50	90	23	22.8	1.570	NA 2210.2RSR	NA 2210.2RS	-	NA 2210-2RS

CYLINDRICAL O.D.

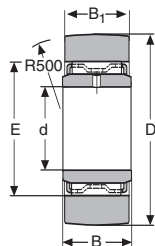
NA-22/6-2RSX	6	19	12	11.8	.040	NA 22/6.2RSR.DZ	NA 22/6.2RSX	NA 22/6 P-2RS	NA 22/6.2RS.DZ
NA-22/8-2RSX	8	24	12	11.8	.070	NA 22/8.2RSR.DZ	NA 22/8.2RSX	NA 22/8 P-2RS	NA 22/8.2RS.DZ
NA-2200-2RSX	10	30	14	13.8	.130	NA 2200.2RSR.DZ	NA 2200.2RSX	NA 2200 P-2RS	NA 2200.2RS.DZ
NA-2201-2RSX	12	32	14	13.8	.140	NA 2201.2RSR.DZ	NA 2201.2RSX	NA 2201 P-2RS	NA 2201.2RS.DZ
NA-2202-2RSX	15	35	14	13.8	.160	NA 2202.2RSR.DZ	NA 2202.2RSX	NA 2202 P-2RS	NA 2202.2RS.DZ
NA-2203-2RSX	17	40	16	15.8	.240	NA 2203.2RSR.DZ	NA 2203.2RSX	NA 2203 P-2RS	NA 2203.2RS.DZ
NA-2204-2RSX	20	47	18	17.8	.390	NA 2204.2RSR.DZ	NA 2204.2RSX	NA 2204 P-2RS	NA 2204.2RS.DZ
NA-2205-2RSX	25	52	18	17.8	.450	NA 2205.2RSR.DZ	NA 2205.2RSX	NA 2205 P-2RS	NA 2205.2RS.DZ
NA-2206-2RSX	30	62	20	19.8	.720	NA 2206.2RSR.DZ	NA 2206.2RSX	NA 2206 P-2RS	NA 2206.2RS.DZ
NA-2207-2RSX	35	72	23	22.8	1.080	NA 2207.2RSR.DZ	NA 2207.2RSX	NA 2207 P-2RS	NA 2207.2RS.DZ
NA-2208-2RSX	40	80	23	22.8	1.360	NA 2208.2RSR.DZ	NA 2208.2RSX	NA 2208 P-2RS	NA 2208.2RS.DZ
NA-2209-2RSX	45	85	23	22.8	1.460	NA 2209.2RSR.DZ	NA 2209.2RSX	NA 2209 P-2RS	NA 2209.2RS.DZ
NA-2210-2RSX	50	90	23	22.8	1.570	NA 2210.2RSR.DZ	NA 2210.2RSX	NA 2210 P-2RS	NA 2210.2RS.DZ

CROWNED O.D. WITHOUT INNER RACE

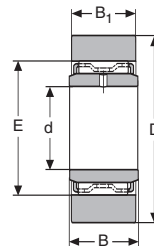
	F	D	B1						
RNA-22/6-2RS	10	19	11.8	-	.030	RNA 22/6.2RSR	RNA 22/6.2RS	-	RNA 22/6-2RS
RNA-22/8-2RS	12	24	11.8	-	.060	RNA 22/8.2RSR	RNA 22/8.2RS	-	RNA 22/8-2RS
RNA-2200-2RS	14	30	13.8	-	.110	RNA 2200.2RSR	RNA 2200.2RS	-	RNA 2200-2RS
RNA-2201-2RS	16	32	13.8	-	.120	RNA 2201.2RSR	RNA 2201.2RS	-	RNA 2201-2RS
RNA-2202-2RS	20	35	13.8	-	.130	RNA 2202.2RSR	RNA 2202.2RS	-	RNA 2202-2RS
RNA-2203-2RS	22	40	15.8	-	.200	RNA 2203.2RSR	RNA 2203.2RS	-	RNA 2203-2RS
RNA-2204-2RS	25	47	17.8	-	.330	RNA 2204.2RSR	RNA 2204.2RS	-	RNA 2204-2RS
RNA-2205-2RS	30	52	17.8	-	.380	RNA 2205.2RSR	RNA 2205.2RS	-	RNA 2205-2RS
RNA-2206-2RS	35	62	19.8	-	.630	RNA 2206.2RSR	RNA 2206.2RS	-	RNA 2206-2RS
RNA-2207-2RS	42	72	22.8	-	.930	RNA 2207.2RSR	RNA 2207.2RS	-	RNA 2207-2RS
RNA-2208-2RS	48	80	22.8	-	1.140	RNA 2208.2RSR	RNA 2208.2RS	-	RNA 2208-2RS
RNA-2209-2RS	52	85	22.8	-	1.250	RNA 2209.2RSR	RNA 2209.2RS	-	RNA 2209-2RS
RNA-2210-2RS	58	90	22.8	-	1.300	RNA 2210.2RSR	RNA 2210.2RS	-	RNA 2210-2RS

CYLINDRICAL O.D. WITHOUT INNER RACE

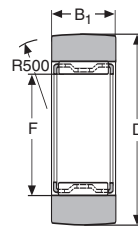
RNA-22/6-2RSX	10	19	11.8	-	.030	RNA 22/6.2RSR.DZ	RNA 22/6.2RSX	RNA 22/6 P-2RS	RNA 22/6.2RS.DZ
RNA-22/8-2RSX	12	24	11.8	-	.060	RNA 22/8.2RSR.DZ	RNA 22/8.2RSX	RNA 22/8 P-2RS	RNA 22/8.2RS.DZ
RNA-2200-2RSX	14	30	13.8	-	.110	RNA 2200.2RSR.DZ	RNA 2200.2RSX	RNA 2200 P-2RS	RNA 2200.2RS.DZ
RNA-2201-2RSX	16	32	13.8	-	.120	RNA 2201.2RSR.DZ	RNA 2201.2RSX	RNA 2201 P-2RS	RNA 2201.2RS.DZ
RNA-2202-2RSX	20	35	13.8	-	.130	RNA 2202.2RSR.DZ	RNA 2202.2RSX	RNA 2202 P-2RS	RNA 2202.2RS.DZ
RNA-2203-2RSX	22	40	15.8	-	.200	RNA 2203.2RSR.DZ	RNA 2203.2RSX	RNA 2203 P-2RS	RNA 2203.2RS.DZ
RNA-2204-2RSX	25	47	17.8	-	.330	RNA 2204.2RSR.DZ	RNA 2204.2RSX	RNA 2204 P-2RS	RNA 2204.2RS.DZ
RNA-2205-2RSX	30	52	17.8	-	.380	RNA 2205.2RSR.DZ	RNA 2205.2RSX	RNA 2205 P-2RS	RNA 2205.2RS.DZ
RNA-2206-2RSX	35	62	19.8	-	.630	RNA 2206.2RSR.DZ	RNA 2206.2RSX	RNA 2206 P-2RS	RNA 2206.2RS.DZ
RNA-2207-2RSX	42	72	22.8	-	.930	RNA 2207.2RSR.DZ	RNA 2207.2RSX	RNA 2207 P-2RS	RNA 2207.2RS.DZ
RNA-2208-2RSX	48	80	22.8	-	1.140	RNA 2208.2RSR.DZ	RNA 2208.2RSX	RNA 2208 P-2RS	RNA 2208.2RS.DZ
RNA-2209-2RSX	52	85	22.8	-	1.250	RNA 2209.2RSR.DZ	RNA 2209.2RSX	RNA 2209 P-2RS	RNA 2209.2RS.DZ
RNA-2210-2RSX	58	90	22.8	-	1.3000	RNA 2210.2RSR.DZ	RNA 2210.2RSX	RNA 2210 P-2RS	RNA 2210.2RS.DZ



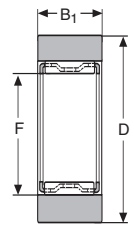
Cylindrical O.D.
STO..



Cylindrical O.D.
STO..X



Crowned O.D.
RSTO..



Cylindrical O.D.
RSTO..X

NEEDLE BEARINGS - ROLLER FOLLOWERS CROWNED O.D. WITH INNER RACE

Consolidated No.	(Old No.)	Dimensions (Metric)					Approx. Wgt. (lbs.)	Interchange			
		d	D	B	B1	E		FAG	FAG (Old No.)	INA SKF	Torrington
STO-6	NAST-6	6	19	10	9.8	13	.040	STO6	NAST 6.DB	STO 6	STO 6
STO-8	NAST-8	8	24	10	9.8	15	.070	STO8	NAST 8.DB	STO 8	STO 8
STO-10	NAST-10	10	30	12	11.8	20	.120	STO10	NAST 10.DB	STO 10	STO 10
STO-12	NAST-12	12	32	12	11.8	22	.130	STO12	NAST 12.DB	STO 12	STO 12
STO-15	NAST-15	15	35	12	11.8	26	.150	STO15	NAST 15.DB	STO 15	STO 15
STO-17	NAST-17	17	40	16	15.8	29	.260	STO17	NAST 17.DB	STO 17	STO 17
STO-20	NAST-20	20	47	16	15.8	32	.350	STO20	NAST 20.DB	STO 20	STO 20
STO-25	NAST-25	25	52	16	15.8	37	.410	STO25	NAST 25.DB	STO 25	STO 25
STO-30	NAST-30	30	62	20	19.8	46	.720	STO30	NAST 30.DB	STO 30	STO 30
STO-35	NAST-35	35	72	20	19.8	50	.960	STO35	NAST 35.DB	STO 35	STO 35
STO-40	NAST-40	40	80	20	19.8	58	1.190	STO40	NAST 40.DB	STO 40	STO 40
STO-45	NAST-45	45	85	20	19.8	63	1.280	STO45	NAST 45.DB	STO 45	STO 45
STO-50	NAST-50	50	90	20	19.8	68	1.440	STO50	NAST 50.DB	STO 50	STO 50

CYLINDRICAL O.D. WITH INNER RACE

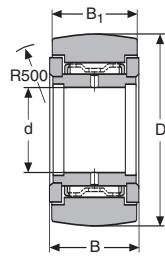
STO-6X	NAST-6X	6	19	10	9.8	13	.040	STO6DZ	NAST 6	STO 6X	STO6DZ
STO-8X	NAST-8X	8	24	10	9.8	15	.070	STO8DZ	NAST 8	STO 8X	STO8DZ
STO-10X	NAST-10X	10	30	12	11.8	20	.120	STO10DZ	NAST 10	STO 10X	STO10DZ
STO-12X	NAST-12X	12	32	12	11.8	22	.130	STO12DZ	NAST 12	STO 12X	STO12DZ
STO-15X	NAST-15X	15	35	12	11.8	26	.150	STO15DZ	NAST 15	STO 15X	STO15DZ
STO-17X	NAST-17X	17	40	16	15.8	29	.260	STO17DZ	NAST 17	STO 17X	STO17DZ
STO-20X	NAST-20X	20	47	16	15.8	32	.350	STO20DZ	NAST 20	STO 20X	STO20DZ
STO-25X	NAST-25X	25	52	16	15.8	37	.410	STO25DZ	NAST 25	STO 25X	STO25DZ
STO-30X	NAST-30X	30	62	20	19.8	46	.720	STO30DZ	NAST 30	STO 30X	STO30DZ
STO-35X	NAST-35X	35	72	20	19.8	50	.960	STO35DZ	NAST 35	STO 35X	STO35DZ
STO-40X	NAST-40X	40	80	20	19.8	58	1.190	STO40DZ	NAST 40	STO 40X	STO40DZ
STO-45X	NAST-45X	45	85	20	19.8	63	1.280	STO45DZ	NAST 45	STO 45X	STO45DZ
STO-50X	NAST-50X	50	90	20	19.8	68	1.440	STO50DZ	NAST 50	STO 50X	STO50DZ

CROWNED O.D. WITHOUT INNER RACE

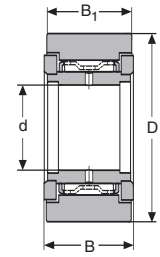
		F	D	B1							
RSTO-5	RNAST-5	7	16	7.8	-	-	.030	RSTO5	RNAST 5.DB	RSTO 5	RSTO 5
RSTO-6	RNAST-6	10	19	9.8	-	-	.030	RSTO6	RNAST 6.DB	RSTO 6	RSTO 6
RSTO-8	RNAST-8	12	24	9.8	-	-	.050	RSTO8	RNAST 8.DB	RSTO 8	RSTO 8
RSTO-10	RNAST-10	14	30	11.8	-	-	.100	RSTO10	RNAST 10.DB	RSTO 10	RSTO 10
RSTO-12	RNAST-12	16	32	11.8	-	-	.110	RSTO12	RNAST 12.DB	RSTO 12	RSTO 12
RSTO-15	RNAST-15	20	35	11.8	-	-	.120	RSTO15	RNAST 15.DB	RSTO 15	RSTO 15
RSTO-17	RNAST-17	22	40	15.8	-	-	.210	RSTO17	RNAST 17.DB	RSTO 17	RSTO 17
RSTO-20	RNAST-20	25	47	15.8	-	-	.300	RSTO20	RNAST 20.DB	RSTO 20	RSTO 20
RSTO-25	RNAST-25	30	52	15.8	-	-	.350	RSTO25	RNAST 25.DB	RSTO 25	RSTO 25
RSTO-30	RNAST-30	38	62	19.8	-	-	.570	RSTO30	RNAST 30.DB	RSTO 30	RSTO 30
RSTO-35	RNAST-35	42	72	19.8	-	-	.820	RSTO35	RNAST 35.DB	RSTO 35	RSTO 35
RSTO-40	RNAST-40	50	80	19.8	-	-	.950	RSTO40	RNAST 40.DB	RSTO 40	RSTO 40
RSTO-45	RNAST-45	55	85	19.8	-	-	.990	RSTO45	RNAST 45.DB	RSTO 45	RSTO 45
RSTO-50	RNAST-50	60	90	19.8	-	-	1.100	RSTO50	RNAST 50.DB	RSTO 50	RSTO 50

CYLINDRICAL O.D. WITHOUT INNER RACE

RSTO-5X	RNAST-5X	7	16	7.8	-	-	.030	RSTO5DZ	RNAST 5	RSTO 5X	RSTO5DZ
RSTO-6X	RNAST-6X	10	19	9.8	-	-	.030	RSTO6DZ	RNAST 6	RSTO 6X	RSTO6DZ
RSTO-8X	RNAST-8X	12	24	9.8	-	-	.050	RSTO8DZ	RNAST 8	RSTO 8X	RSTO8DZ
RSTO-10X	RNAST-10X	14	30	11.8	-	-	.100	RSTO10DZ	RNAST 10	RSTO 10X	RSTO10DZ
RSTO-12X	RNAST-12X	16	32	11.8	-	-	.110	RSTO12DZ	RNAST 12	RSTO 12X	RSTO12DZ
RSTO-15X	RNAST-15X	20	35	11.8	-	-	.120	RSTO15DZ	RNAST 15	RSTO 15X	RSTO15DZ
RSTO-17X	RNAST-17X	22	40	15.8	-	-	.210	RSTO17DZ	RNAST 17	RSTO 17X	RSTO17DZ
RSTO-20X	RNAST-20X	25	47	15.8	-	-	.300	RSTO20DZ	RNAST 20	RSTO 20X	RSTO20DZ
RSTO-25X	RNAST-25X	30	52	15.8	-	-	.350	RSTO25DZ	RNAST 25	RSTO 25X	RSTO25DZ
RSTO-30X	RNAST-30X	38	62	19.8	-	-	.570	RSTO30DZ	RNAST 30	RSTO 30X	RSTO30DZ
RSTO-35X	RNAST-35X	42	72	19.8	-	-	.820	RSTO35DZ	RNAST 35	RSTO 35X	RSTO35DZ
RSTO-40X	RNAST-40X	50	80	19.8	-	-	.950	RSTO40DZ	RNAST 40	RSTO 40X	RSTO40DZ
RSTO-45X	RNAST-45X	55	85	19.8	-	-	.990	RSTO45DZ	RNAST 45	RSTO 45X	RSTO45DZ
RSTO-50X	RNAST-50X	60	90	19.8	-	-	1.100	RSTO50DZ	RNAST 50	RSTO 50X	RSTO50DZ



Crowned O.D.
Two Shields ZZ



Cylindrical O.D.
Two Shields ZZ

NEEDLE BEARINGS - ROLLER FOLLOWERS CROWNED O.D. WITH INNER RACE & TWO SHIELDS

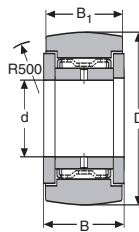
Consolidated No.	(Old No.)	Dimensions (Metric)				Approx. Wgt. (lbs.)	Interchange			
		d	D	B	B1		FAG	FAG (Old No.)	SKF	Torrington
STO-6-ZZ	NAST-6-ZZ	6	19	14	13.8	.060	STO6ZZ	NAST 6 ZZ	NAST 6-2Z	STO6ZZ
STO-8-ZZ	NAST-8-ZZ	8	24	14	13.8	.090	STO8ZZ	NAST 8 ZZ	NAST 8-2Z	STO8ZZ
STO-10-ZZ	NAST-10-ZZ	10	30	16	15.8	.160	STO10ZZ	NAST 10 ZZ	NAST 10-2Z	STO10ZZ
STO-12-ZZ	NAST-12-ZZ	12	32	16	15.8	.180	STO12ZZ	NAST 12 ZZ	NAST 12-2Z	STO12ZZ
STO-15-ZZ	NAST-15-ZZ	15	35	16	15.8	.200	STO15ZZ	NAST 15 ZZ	NAST 15-2Z	STO15ZZ
STO-17-ZZ	NAST-17-ZZ	17	40	20	19.8	.320	STO17ZZ	NAST 17 ZZ	NAST 17-2Z	STO17ZZ
STO-20-ZZ	NAST-20-ZZ	20	47	20	19.8	.450	STO20ZZ	NAST 20 ZZ	NAST 20-2Z	STO20ZZ
STO-25-ZZ	NAST-25-ZZ	25	52	20	19.8	.530	STO25ZZ	NAST 25 ZZ	NAST 25-2Z	STO25ZZ
STO-30-ZZ	NAST-30-ZZ	30	62	25	24.8	.910	STO30ZZ	NAST 30 ZZ	NAST 30-2Z	STO30ZZ
STO-35-ZZ	NAST-35-ZZ	35	72	25	24.8	1.230	STO35ZZ	NAST 35 ZZ	NAST 35-2Z	STO35ZZ
STO-40-ZZ	NAST-40-ZZ	40	80	26	25.8	1.550	STO40ZZ	NAST 40 ZZ	NAST 40-2Z	STO40ZZ
STO-45-ZZ	NAST-45-ZZ	45	85	26	25.8	1.700	STO45ZZ	NAST 45 ZZ	NAST 45-2Z	STO45ZZ
STO-50-ZZ	NAST-50-ZZ	50	90	26	25.8	2.927	STO50ZZ	-	-	-

CYLINDRICAL O.D.

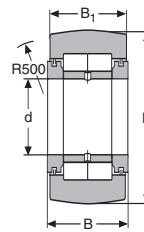
STO-6-ZZX	NAST-6-ZZX	6	19	14	13.8	.060	STO6ZZ.DZ	NAST 6 ZZ.DZ	NAST 6 P-2Z	STO6ZZ.DZ
STO-8-ZZX	NAST-8-ZZX	8	24	14	13.8	.090	STO8ZZ.DZ	NAST 8 ZZ.DZ	NAST 8 P-2Z	STO8ZZ.DZ
STO-10-ZZX	NAST-10-ZZX	10	30	16	15.8	.160	STO10ZZ.DZ	NAST 10 ZZ.DZ	NAST 10 P-2Z	STO10ZZ.DZ
STO-12-ZZX	NAST-12-ZZX	12	32	16	15.8	.180	STO12ZZ.DZ	NAST 12 ZZ.DZ	NAST 12 P-2Z	STO12ZZ.DZ
STO-15-ZZX	NAST-15-ZZX	15	35	16	15.8	.200	STO15ZZ.DZ	NAST 15 ZZ.DZ	NAST 15 P-2Z	STO15ZZ.DZ
STO-17-ZZX	NAST-17-ZZX	17	40	20	19.8	.320	STO17ZZ.DZ	NAST 17 ZZ.DZ	NAST 17 P-2Z	STO17ZZ.DZ
STO-20-ZZX	NAST-20-ZZX	20	47	20	19.8	.450	STO20ZZ.DZ	NAST 20 ZZ.DZ	NAST 20 P-2Z	STO20ZZ.DZ
STO-25-ZZX	NAST-25-ZZX	25	52	20	19.8	.530	STO25ZZ.DZ	NAST 25 ZZ.DZ	NAST 25 P-2Z	STO25ZZ.DZ
STO-30-ZZX	NAST-30-ZZX	30	62	25	24.8	.910	STO30ZZ.DZ	NAST 30 ZZ.DZ	NAST 30 P-2Z	STO30ZZ.DZ
STO-35-ZZX	NAST-35-ZZX	35	72	25	24.8	1.230	STO35ZZ.DZ	NAST 35 ZZ.DZ	NAST 35 P-2Z	STO35ZZ.DZ
STO-40-ZZX	NAST-40-ZZX	40	80	26	25.8	1.550	STO40ZZ.DZ	NAST 40 ZZ.DZ	NAST 40 P-2Z	STO40ZZ.DZ
STO-45-ZZX	NAST-45-ZZX	45	85	26	25.8	1.700	STO45ZZ.DZ	NAST 45 ZZ.DZ	NAST 45 P-2Z	STO45ZZ.DZ
STO-50-ZZX	NAST-50-ZZX	50	90	26	25.8	2.927	STO50ZZ.DZ	-	-	-

NOTE:

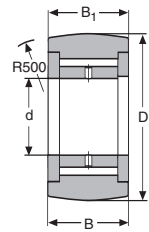
- 1.) This series has hardened ground races.
- 2.) Some sizes available with a lubrication hole in the inner race. Consult factory for availability.



Crowned O.D.
NATR..



Crowned O.D.
NUTR..



Crowned O.D.
NATV..

NEEDLE BEARINGS - ROLLER FOLLOWERS CROWNED O.D. - SEALED

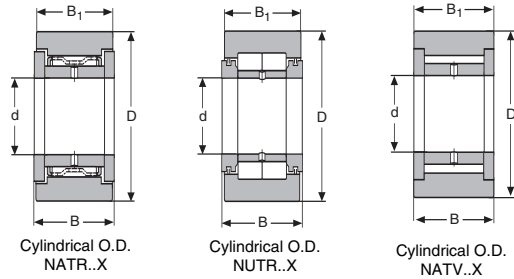
Consolidated No.	Dimensions (Metric)				Approx. Wgt. (lbs.)	Interchange				
	d	D	B	B1		FAG	FAG (Old No.)	IKO	INA SKF	McGill
NATR-5	5	16	12	11	.040	NATR5	NATD5	NART 5 UUR	NATR5PP	MCYRR-5 S
NATR-6	6	19	12	11	.050	NATR6	NATD6	NART 6 UUR	NATR6PP	MCYRR-6 S
NATR-8	8	24	15	14	.100	NATR8	NATD8	NART 8 UUR	NATR8PP	MCYRR-8 S
NATR-10	10	30	15	14	.150	NATR10	NATD10	NART 10 UUR	NATR10PP	MCYRR-10 S
NATR-12	12	32	15	14	.170	NATR12	NATD12	NART 12 UUR	NATR12PP	MCYRR-12 S
NUTR-15	15	35	19	18	.240	NUTR15	NUTD15	NURT 15 VUUR	NUTR15	-
NUTR-1542	15	42	19	18	.370	NUTR1542	NUTD1542	NURT 15-1 VUUR	NUTR1542	-
NUTR-17	17	40	21	20	.340	NUTR17	NUTD17	NURT 17 VUUR	NUTR17	-
NUTR-1747	17	47	21	20	.510	NUTR1747	NUTD1747	NURT 17-1 VUUR	NUTR1747	-
NUTR-20	20	47	25	24	.560	NUTR20	NUTD20	NURT 20 VUUR	NUTR20	-
NUTR-2052	20	52	25	24	.720	NUTR2052	NUTD2052	NURT 20-1 VUUR	NUTR2052	-
NUTR-25	25	52	25	24	.650	NUTR25	NUTD25	NURT 25 VUUR	NUTR25	-
NUTR-2562	25	62	25	24	1.020	NUTR2562	NUTD2562	NURT 25-1 VUUR	NUTR2562	-
NUTR-30	30	62	29	28	1.060	NUTR30	NUTD30	NURT 30 VUUR	NUTR30	-
NUTR-3072	30	72	29	28	1.570	NUTR3072	NUTD3072	NURT 30-1 VUUR	NUTR3072	-
NUTR-35	35	72	29	28	1.450	NUTR35	NUTD35	NURT 35 VUUR	NUTR35	-
NUTR-3580	35	80	29	28	1.910	NUTR3580	NUTD3580	NURT 35-1 VUUR	NUTR3580	-
NUTR-40	40	80	32	30	1.870	NUTR40	NUTD40	NURT 40 VUUR	NUTR40	-
NUTR-4090	40	90	32	30	2.560	NUTR4090	NUTD4090	NURT 40-1 VUUR	NUTR4090	-
NUTR-45	45	85	32	30	2.030	NUTR45	NUTD45	NURT 45 VUUR	NUTR45	-
NUTR-45100	45	100	32	30	3.160	NUTR45100	NUTD45100	NURT 45-1 VUUR	NUTR45100	-
NUTR-50	50	90	32	30	2.180	NUTR50	NUTD50	NURT 50 VUUR	NUTR50	-
NUTR-50110	50	110	32	30	3.810	NUTR50110	NUTD50110	NURT 50-1 VUUR	NUTR50110	-

NOTE:

1.) NATR series are equipped with caged roller assemblies. All other sizes are equipped with full complement double row of heavy duty rollers.

NEEDLE BEARINGS - ROLLER FOLLOWERS CROWNED O.D. - SEALED

Consolidated No.	Dimensions (Metric)				Approx. Wgt. (lbs.)	Interchange				
	d	D	B	B1		FAG	FAG (Old No.)	IKO	INA	McGill
NATV-15	15	35	19	18	.240	-	-	NART 15 VUUR	NATV 15 PP	MCYR-15 S
NATV-17	17	40	21	20	.340	-	-	NART 17 VUUR	NATV 17 PP	MCYR-17 S
NATV-20	20	47	25	24	.560	-	-	NART 20 VUUR	NATV 20 PP	MCYR-20 S
NATV-25	25	52	25	24	.650	-	-	NART 25 VUUR	NATV 25 PP	MCYR-25 S
NATV-30	30	62	29	28	1.060	-	-	NART 30 VUUR	NATV 30 PP	MCYR-30 S
NATV-35	35	72	29	28	1.450	-	-	NART 35 VUUR	NATV 35 PP	MCYR-35 S
NATV-40	40	80	32	30	1.870	-	-	NART 40 VUUR	NATV 40 PP	MCYR-40 S
NATV-45	45	85	32	30	2.030	-	-	NART 45 VUUR	NATV 45 PP	MCYR-45 S
NATV-50	50	90	32	30	2.180	-	-	NART 50 VUUR	NATV 50 PP	MCYR-50 S



NEEDLE BEARINGS - ROLLER FOLLOWERS CYLINDRICAL O.D. - SEALED

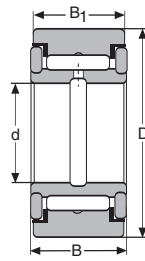
Consolidated No.	Dimensions (Metric)				Approx. Wgt. (lbs.)	Interchange				
	d	D	B	B1		FAG	FAG (Old No.)	IKO	INA SKF	McGill
NATR-5-X	5	16	12	11	.040	NATR5DZ	NATD5DZ	-	NATR5PPX	MCYRR-5 SX
NATR-6-X	6	19	12	11	.050	NATR6DZ	NATD6DZ	-	NATR6PPX	MCYRR-6 SX
NATR-8-X	8	24	15	14	.100	NATR8DZ	NATD8DZ	-	NATR8PPX	MCYRR-8 SX
NATR-10-X	10	30	15	14	.150	NATR10DZ	NATD10DZ	-	NATR10PPX	MCYRR-10 SX
NATR-12-X	12	32	15	14	.170	NATR12DZ	NATD12DZ	-	NATR12PPX	MCYRR-12 SX
NUTR-15-X	15	35	19	18	.240	NUTR15DZ	NUTD15DZ	-	NUTR15X	-
NUTR-1542-X	15	42	19	18	.370	NUTR1542DZ	NUTD1542DZ	-	NUTR1542X	-
NUTR-17-X	17	40	21	20	.340	NUTR17DZ	NUTD17DZ	-	NUTR17X	-
NUTR-1747-X	17	47	21	20	.510	NUTR1747DZ	NUTD1747DZ	-	NUTR1747X	-
NUTR-20-X	20	47	25	24	.560	NUTR20DZ	NUTD20DZ	-	NUTR20X	-
NUTR-2052-X	20	52	25	24	.720	NUTR2052DZ	NUTD2052DZ	-	NUTR2052X	-
NUTR-25-X	25	52	25	24	.650	NUTR25DZ	NUTD25DZ	-	NUTR25X	-
NUTR-2562-X	25	62	25	24	1.020	NUTR2562DZ	NUTD2562DZ	-	NUTR2562X	-
NUTR-30-X	30	62	29	28	1.060	NUTR30DZ	NUTD30DZ	-	NUTR30X	-
NUTR-3072-X	30	72	29	28	1.570	NUTR3072DZ	NUTD3072DZ	-	NUTR3072X	-
NUTR-35-X	35	72	29	28	1.450	NUTR35DZ	NUTD35DZ	-	NUTR35X	-
NUTR-3580-X	35	80	29	28	1.910	NUTR3580DZ	NUTD3580DZ	-	NUTR3580X	-
NUTR-40-X	40	80	32	30	1.870	NUTR40DZ	NUTD40DZ	-	NUTR40X	-
NUTR-4090-X	40	90	32	30	2.560	NUTR4090DZ	NUTD4090DZ	-	NUTR4090X	-
NUTR-45-X	45	85	32	30	2.030	NUTR45DZ	NUTD45DZ	-	NUTR45X	-
NUTR-45100-X	45	100	32	30	3.160	NUTR45100DZ	NUTD45100DZ	-	NUTR45100X	-
NUTR-50-X	50	90	32	30	2.180	NUTR50DZ	NUTD50DZ	-	NUTR50X	-
NUTR-50110-X	50	110	32	30	3.810	NUTR50110DZ	NUTD50110DZ	-	NUTR50110X	-

NOTE:

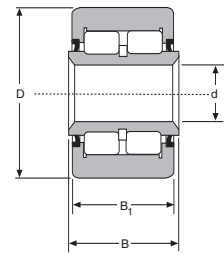
1.) NATR series are equipped with caged roller assemblies. All other sizes are equipped with full complement double row of heavy duty rollers.

NEEDLE BEARINGS - ROLLER FOLLOWERS CYLINDRICAL O.D. - SEALED

Consolidated No.	Dimensions (Metric)				Approx. Wgt. (lbs.)	Interchange				
	d	D	B	B1		FAG	IKO	INA	McGill	SKF
NATV-15X	15	35	19	18	.240	-	-	NATV 15 PPX	MCYR-15 SX	-
NATV-17X	17	40	21	20	.340	-	-	NATV 17 PPX	MCYR-17 SX	-
NATV-20X	20	47	25	24	.560	-	-	NATV 20 PPX	MCYR-20 SX	-
NATV-25X	25	52	25	24	.650	-	-	NATV 25 PPX	MCYR-25 SX	-
NATV-30X	30	62	29	28	1.060	-	-	NATV 30 PPX	MCYR-30 SX	-
NATV-35X	35	72	29	28	1.450	-	-	NATV 35 PPX	MCYR-35 SX	-
NATV-40X	40	80	32	30	1.870	-	-	NATV 40 PPX	MCYR-40 SX	-
NATV-45X	45	85	32	30	2.030	-	-	NATV 45 PPX	MCYR-45 SX	-
NATV-50X	50	90	32	30	2.180	-	-	NATV 50 PPX	MCYR-50 SX	-



Cylindrical O.D.
YCRS



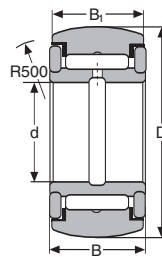
Cylindrical O.D.
YCRSR

NEEDLE BEARINGS - SEALED CAM YOKE ROLLER - INCH DIMENSIONS - CYLINDRICAL O.D.

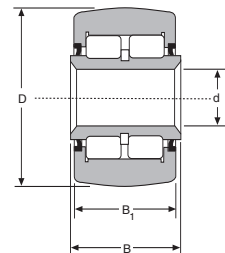
Consolidated No.	Dimensions (Inch)				Approx. Wgt. (lbs.)	Interchange				
	d	D	B1	B		McGill	RBC	Smith	Torrington	INA
YCRS-12	.2500	.7500	.5000	.5625	.060	CYR- 3/4 -S	Y-24-L	YR- 3/4 -X	YCRS-12	RF-12-PP
YCRS-14	.2500	.8750	.5000	.5625	.080	CYR- 7/8 -S	Y-28-L	YR- 7/8 -X	YCRS-14	RF-14-PP
YCRS-16	.3125	1.0000	.6250	.6875	.150	CYR-1-S	Y-32-L	YR-1-X	YCRS-16	RF-16-PP
YCRS-18	.3125	1.1250	.6250	.6875	.170	CYR-1 1/8 -S	Y-36-L	YR-1 1/8 -X	YCRS-18	RF-18-PP
YCRS-20	.3750	1.2500	.7500	.8125	.240	CYR-1 1/4 -S	Y-40-L	YR-1 1/4 -X	YCRS-20	RF-20-PP
YCRS-22	.3750	1.3750	.7500	.8125	.300	CYR-1 3/8 -S	Y-44-L	YR-1 3/8 -X	YCRS-22	RF-22-PP
YCRS-24	.4375	1.5000	.8750	.9375	.410	CYR-1 1/2 -S	Y-48-L	YR-1 1/2 -X	YCRS-24	RF-24-PP
YCRS-26	.4375	1.6250	.8750	.9375	.500	CYR-1 5/8 -S	Y-52-L	YR-1 5/8 -X	YCRS-26	RF-26-PP
YCRS-28	.5000	1.7500	1.0000	1.0625	.640	CYR-1 3/4 -S	Y-56-L	YR-1 3/4 -X	YCRS-28	RF-28-PP
YCRS-30	.5000	1.8750	1.0000	1.0625	.800	CYR-1 7/8 -S	Y-60-L	YR-1 7/8 -X	YCRS-30	RF-30-PP
YCRS-32	.6250	2.0000	1.2500	1.3125	1.050	CYR-2-S	Y-64-L	YR-2-X	YCRS-32	RF-32-PP
YCRS-36	.6250	2.2500	1.2500	1.3125	1.320	CYR-2 1/4 -S	Y-72-L	YR-2 1/4 -X	YCRS-36	RF-36-PP
YCRS-40	.7500	2.5000	1.5000	1.5625	1.800	CYR-2 1/2 -S	Y-80-L	YR-2 1/2 -X	YCRS-40	RF-40-PP
YCRS-44	.7500	2.7500	1.5000	1.5625	2.250	CYR-2 3/4 -S	Y-88-L	YR-2 3/4 -X	YCRS-44	RF-44-PP
YCRS-48	1.0000	3.0000	1.7500	1.8125	3.100	CYR-3-S	Y-96-L	YR-3-X	YCRS-48	RF-48-PP
YCRS-52	1.0000	3.2500	1.7500	1.8125	3.620	CYR-3 1/4 -S	Y-104-L	YR-3 1/4 -X	YCRS-52	RF-52-PP
YCRS-56	1.1250	3.5000	2.0000	2.0625	4.950	CYR-3 1/2 -S	Y-112-L	YR-3 1/2 -X	YCRS-56	RF-56-PP
YCRS-64	1.2500	4.0000	2.2500	2.3125	7.050	CYR-4-S	Y-128-L	YR-4-X	YCRS-64	RF-64-PP
YCRS-80	1.7500	5.0000	2.7500	2.8750	13.200	CYR-5-S	Y-160-L	YR-5-X	YCRS-80	-
YCRS-96	2.2500	6.0000	3.2500	3.3750	21.900	CYR-6-S	Y-192-L	YR-6-X	YCRS-96	-
YCRS-112	2.7500	7.0000	3.7500	3.8750	33.900	CYR-7-S	Y-224-L	-	-	-

ROLLER CAM YOKE ROLLER - SEALED - INCH DIMENSIONS - CYLINDRICAL O.D.

Consolidated No.	Dimensions (Inch)				Approx. Wgt. (lbs.)	RBC	Interchange
	d	D	B1	B			
YCRSR-16	.3120	1.0000	.6250	.6920	.115	RBY 1	
YCRSR-18	.3120	1.1250	.6250	.6920	.150	RBY 1 1/8	
YCRSR-20	.3750	1.2500	.7500	.8120	.230	RBY 1 1/4	
YCRSR-22	.3750	1.3750	.7500	.8120	.280	RBY 1 3/8	
YCRSR-24	.4370	1.5000	.8750	.9370	.370	RBY 1 1/2	
YCRSR-26	.4370	1.6250	.8750	.9370	.440	RBY 1 5/8	
YCRSR-28	.5000	1.7500	1.0000	1.0620	.580	RBY 1 3/4	
YCRSR-30	.5000	1.8750	1.0000	1.0620	.670	RBY 1 7/8	
YCRSR-32	.6250	2.0000	1.2500	1.3120	.920	RBY 2	
YCRSR-36	.6250	2.2500	1.2500	1.3120	1.200	RBY 2 1/4	
YCRSR-40	.7500	2.5000	1.5000	1.5620	1.750	RBY 2 1/2	
YCRSR-44	.7500	2.7500	1.5000	1.5620	2.150	RBY 2 3/4	
YCRSR-48	1.0000	3.0000	1.7500	1.8120	2.870	RBY 3	
YCRSR-52	1.0000	3.2500	1.7500	1.8120	3.430	RBY 3 1/4	
YCRSR-56	1.1250	3.5000	2.0000	2.0620	4.500	RBY 3 1/2	
YCRSR-64	1.2500	4.0000	2.2500	2.3120	6.650	RBY 4	
YCRSR-80	1.7500	5.0000	2.7500	2.8750	12.300	RBY 5	
YCRSR-96	2.2500	6.0000	3.2500	3.3750	20.600	RBY 6	
YCRSR-112	2.2750	7.0000	3.7500	3.8750	31.800	RBY 7	
YCRSR-128	3.2500	8.0000	4.2500	4.5000	46.500	RBY 8	
YCRSR-144	3.7500	9.0000	4.7500	5.0000	65.000	RBY 9	
YCRSR-160	4.2500	10.0000	5.2500	5.5000	88.000	RBY 10	



Crowned O.D.
YCRSC



Cylindrical O.D.
YCRSCR

NEEDLE BEARINGS - SEALED CAM YOKE ROLLERS - INCH DIMENSIONS - CROWNED O.D.

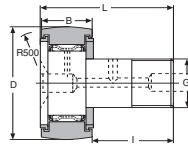
Consolidated No.	Dimensions (Inch)					Approx. Wgt. (lbs.)	Interchange				
	d	D	B1	B	R		McGill	RBC	Smith	Torrington	INA
YCRSC-12	.2500	.7500	.5000	.5625	10	.060	CCYR- 3/4 -S	CY-24-L	YR- 3/4 -XC	YCRSC-12	RF-12-PPY
YCRSC-14	.2500	.8750	.5000	.5625	10	.080	CCYR- 7/8 -S	CY-28-L	YR- 7/8 -XC	YCRSC-14	RF-14-PPY
YCRSC-16	.3125	1.0000	.6250	.6875	12	.150	CCYR-1-S	CY-32-L	YR-1-XC	YCRSC-16	RF-16-PPY
YCRSC-18	.3125	1.1250	.6250	.6875	12	.170	CCYR-1 1/8 -S	CY-36-L	YR-1 1/8 -XC	YCRSC-18	RF-18-PPY
YCRSC-20	.3750	1.2500	.7500	.8125	14	.240	CCYR-1 1/4 -S	CY-40-L	YR-1 1/4 -XC	YCRSC-20	RF-20-PPY
YCRSC-22	.3750	1.3750	.7500	.8125	14	.300	CCYR-1 3/8 -S	CY-44-L	YR-1 3/8 -XC	YCRSC-22	RF-22-PPY
YCRSC-24	.4375	1.5000	.8750	.9375	20	.410	CCYR-1 1/2 -S	CY-48-L	YR-1 1/2 -XC	YCRSC-24	RF-24-PPY
YCRSC-26	.4375	1.6250	.8750	.9375	20	.500	CCYR-1 5/8 -S	CY-52-L	YR-1 5/8 -XC	YCRSC-26	RF-26-PPY
YCRSC-28	.5000	1.7500	1.0000	1.0625	20	.640	CCYR-1 3/4 -S	CY-56-L	YR-1 3/4 -XC	YCRSC-28	RF-28-PPY
YCRSC-30	.5000	1.8750	1.0000	1.0625	20	.800	CCYR-1 7/8 -S	CY-60-L	YR-1 7/8 -XC	YCRSC-30	RF-30-PPY
YCRSC-32	.6250	2.0000	1.2500	1.3125	24	1.050	CCYR-2-S	CY-64-L	YR-2-XC	YCRSC-32	RF-32-PPY
YCRSC-36	.6250	2.2500	1.2500	1.3125	24	1.320	CCYR-2 1/4 -S	CY-72-L	YR-2 1/4 -XC	YCRSC-36	RF-36-PPY
YCRSC-40	.7500	2.5000	1.5000	1.5625	30	1.800	CCYR-2 1/2 -S	CY-80-L	YR-2 1/2 -XC	YCRSC-40	RF-40-PPY
YCRSC-44	.7500	2.7500	1.5000	1.5625	30	2.250	CCYR-2 3/4 -S	CY-88-L	YR-2 3/4 -XC	YCRSC-44	RF-44-PPY
YCRSC-48	1.0000	3.0000	1.7500	1.8125	30	3.100	CCYR-3-S	CY-96-L	YR-3-XC	YCRSC-48	RF-48-PPY
YCRSC-52	1.0000	3.2500	1.7500	1.8125	30	3.620	CCYR-3 1/4 -S	CY-104-L	YR-3 1/4 -XC	YCRSC-52	RF-52-PPY
YCRSC-56	1.1250	3.5000	2.0000	2.0625	30	4.950	CCYR-3 1/2 -S	CY-112-L	YR-3 1/2 -XC	YCRSC-56	RF-56-PPY
YCRSC-64	1.2500	4.0000	2.2500	2.3125	30	7.050	CCYR-4-S	CY-128-L	YR-4-XC	YCRSC-64	RF-64-PPY
YCRSC-80	1.7500	5.0000	2.7500	2.8750	48	13.200	CCYR-5-S	CY-160-L	YR-5-XC	YCRSC-80	-
YCRSC-96	2.2500	6.0000	3.2500	3.3750	56	21.900	CCYR-6-S	CY-192-L	YR-6-XC	YCRSC-96	-
YCRSC-112	2.7500	7.0000	3.7500	3.8750	60	33.900	CCYR-7-S	CY-224-L	-	-	-

NOTE:

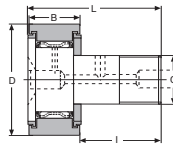
- 1.) All sealed cam yoke rollers are prelubricated.
- 2.) All sealed cam yoke rollers have a black oxide finish on all exposed surfaces.

ROLLER CAM YOKE ROLLER - SEALED - INCH DIMENSIONS - CYLINDRICAL O.D.

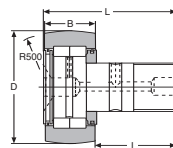
Consolidated No.	Dimensions (Inch)				Approx. Wgt. (lbs.)	RBC	Interchange
	d	D	B	B1			
YCRSCR-16	.3120	1.0000	.6920	.6250	.115	CRBY 1	
YCRSCR-18	.3120	1.1250	.6920	.6250	.150	CRBY 1 1/8	
YCRSCR-20	.3750	1.2500	.8120	.7500	.230	CRBY 1 1/4	
YCRSCR-22	.3750	1.3750	.8120	.7500	.280	CRBY 1 5/8	
YCRSCR-24	.4370	1.5000	.9370	.8750	.370	CRBY 1 1/2	
YCRSCR-26	.4370	1.6250	.9370	.8750	.440	CRBY 1 5/8	
YCRSCR-28	.5000	1.7500	1.0620	1.0000	.580	CRBY 1 3/4	
YCRSCR-30	.5000	1.8750	1.0600	1.0000	.670	CRBY 1 7/8	
YCRSCR-32	.6250	2.0000	1.3120	1.2500	.920	CRBY 2	
YCRSCR-36	.6250	2.2500	1.3120	1.2500	1.200	CRBY 2 1/4	
YCRSCR-40	.7500	2.500	1.5620	1.5000	1.750	CRBY 2 1/2	
YCRSCR-44	.7500	2.7500	1.5620	1.5000	2.150	CRBY 2 3/4	
YCRSCR-48	1.0000	3.0000	1.8120	1.7500	2.870	CRBY 3	
YCRSCR-52	1.0000	3.2500	1.8120	1.7500	3.430	CRBY 3 1/4	
YCRSCR-56	1.1250	3.5000	2.0620	2.0000	4.500	CRBY 3 1/2	
YCRSCR-64	1.2500	4.0000	2.3120	2.2500	6.650	CRBY 4	
YCRSCR-80	1.7600	5.0000	2.8750	2.7500	12.300	CRBY 5	
YCRSCR-96	2.2500	6.0000	3.3750	3.2500	20.600	CRBY 6	
YCRSCR-112	2.2750	7.0000	3.8750	3.7500	31.800	CRBY 7	
YCRSCR-128	3.2500	8.0000	4.5000	4.2500	46.500	CRBY 8	
YCRSCR-144	3.7500	9.0000	5.0000	4.7500	65.000	CRBY 9	
YCRSCR-160	4.2500	10.0000	5.5000	5.2500	88.000	CRBY 10	



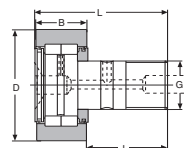
Crowned O.D.
KR..



Cylindrical O.D.
KR..X



Crowned O.D.
NUKR..



Cylindrical O.D.
NUKR..X

NEEDLE BEARINGS - CAM FOLLOWERS CROWNED O.D. - SEALED

Consolidated No.	(Old No.)	Dimensions (Metric)					Approx. Wgt. (lbs.)	Interchange				
		D	B	L	I	G		FAG	FAG (Old No.)	INA SKF	IKO	McGill
* KR-16-2RS	KR-16-PP	16	11	28	16	M6x1	.050	KR16C2RS	NAKD16	KR16PP	CF 6 UUR	MCFR-16 S
* KR-19-2RS	KR-19-PP	19	11	32	20	M8x1.25	.070	KR19C2RS	NAKD19	KR19PP	CF 8 UUR	MCFR-19 S
* KR-22-2RS	KR-22-PP	22	12	36	23	M10x1	.110	KR22C2RS	NAKD22	KR22PP	CF 10 UURM	MCFR-22 S
KR-22-2RS M	-	22	12	36	23	M10x1.25	.110	-	-	-	-	-
KR-26-2RS	KR-26-PP	26	12	36	23	M10x1	.130	KR26C2RS	NAKD26	KR26PP	CF 10-1 UURM	MCFR-26 S
KR-26-2RS M	-	26	12	36	23	M10x1.25	.130	-	-	-	-	-
KR-30-2RS	KR-30-PP	30	14	40	25	M12x1.5	.200	KR30C2RS	NAKD30	KR30PP	CF 12 UUR	MCFR-30
KR-32-2RS	KR-32-PP	32	14	40	25	M12x1.5	.220	KR32C2RS	NAKD32	KR32PP	CF 12-1 UUR	MCFR-32 S
NUKR-35	KR-35-PP	35	18	52	32.5	M16x1.5	.380	NUKR35C	NUKD35AA	NUKR35	NUCF 16 R	MCFD-35 S
NUKR-40	KR-40-PP	40	20	58	36.5	M18x1.5	.560	NUKR40C	NUKD40	NUKR40	NUCF 18 R	MCFD-40 S
NUKR-47	KR-47-PP	47	24	66	40.5	M20x1.5	.860	NUKR47C	NUKD47	NUKR47	NUCF 20-1 R	MCFD-47 S
NUKR-52	KR-52-PP	52	24	66	40.5	M20x1.5	1.020	NUKR52C	NUKD52	NUKR52	NUCF 20 R	MCFD-52 S
NUKR-62	KR-62-PP	62	29	80	49.5	M24x1.5	1.750	NUKR62C	NUKD62	NUKR62	NUCF 24 R	MCFD-62 S
NUKR-72	KR-72-PP	72	29	80	49.5	M24x1.5	2.300	NUKR72C	NUKD72	NUKR72	NUCF 24-1 R	MCFD-72 S
NUKR-80	KR-80-PP	80	35	100	63	M30x1.5	3.420	NUKR80C	NUKD80	NUKR80	NUCF 30 R	MCFD-80 S
NUKR-85	KR-85-PP	85	35	100	63	M30x1.5	3.840	NUKR85C	NUKD85	NUKR85	NUCF 30-1 R	MCFD-85 S
NUKR-90	KR-90-PP	90	35	100	63	M30x1.5	4.300	NUKR90C	NUKD90	NUKR90	NUCF 30-2 R	MCFD-90 S

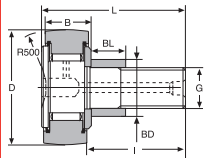
CYLINDRICAL O.D. - SEALED

* KR-16-2RSX	KR-16-PPX	16	11	28	16	M6x1	.050	KR16C.DZ.2RS	NAKD16DZ	KR16PPX	CF 6 UU	MCFR-16 SX
* KR-19-2RSX	KR-19-PPX	19	11	32	20	M8x1.25	.070	KR19C.DZ.2RS	NAKD19DZ	KR19PPX	CF 8 UU	MCFR-19 SX
* KR-22-2RSX	KR-22-PPX	22	12	36	23	M10x1	.110	KR22C.DZ.2RS	NAKD22DZ	KR22PPX	CF 10 UUM	MCFR-22 SX
KR-22-2RSX M	-	22	12	36	23	M10x1.25	.110	-	-	-	-	-
KR-26-2RSX	KR-26-PPX	26	12	36	23	M10x1	.130	KR26C.DZ.2RS	NAKD26DZ	KR26PPX	CF 10-1 UUM	MCFR-26 SX
KR-26-2RSX M	-	26	12	36	23	M10x1.25	.130	-	-	-	-	-
KR-30-2RSX	KR-30-PPX	30	14	40	25	M12x1.5	.200	KR30C.DZ.2RS	NAKD30DZ	KR30PPX	CF 12 UU	MCFR-30 SX
KR-32-2RSX	KR-32-PPX	32	14	40	25	M12x1.5	.220	KR32C.DZ.2RS	NAKD32DZ	KR32PPX	CF 12-1 UU	MCFR-32 SX
NUKR-35-X	KR-35-PPX	35	18	52	32.5	M16x1.5	.380	NUKR35C.DZ	NUKD35AA.DZ	NUKR35X	NUCF 16	MCFD-35 SX
NUKR-40-X	KR-40-PPX	40	20	58	36.5	M18x1.5	.560	NUKR40C.DZ	NUKD40DZ	NUKR40X	NUCF 18	MCFD-40 SX
NUKR-47-X	KR-47-PPX	47	24	66	40.5	M20x1.5	.860	NUKR47C.DZ	NUKD47DZ	NUKR47X	NUCF 20-1	MCFD-47 SX
NUKR-52-X	KR-52-PPX	52	24	66	40.5	M20x1.5	1.020	NUKR52C.DZ	NUKD52DZ	NUKR52X	NUCF 20	MCFD-52 SX
NUKR-62-X	KR-62-PPX	62	29	80	49.5	M24x1.5	1.750	NUKR62C.DZ	NUKD62DZ	NUKR62X	NUCF 24	MCFD-62 SX
NUKR-72-X	KR-72-PPX	72	29	80	49.5	M24x1.5	2.300	NUKR72C.DZ	NUKD72DZ	NUKR72X	NUCF 24-1	MCFD-72 SX
NUKR-80-X	KR-80-PPX	80	35	100	63	M30x1.5	3.420	NUKR80C.DZ	NUKD80DZ	NUKR80X	NUCF 30	MCFD-80 SX
NUKR-85-X	KR-85-PPX	85	35	100	63	M30x1.5	3.840	NUKR85C.DZ	NUKD85DZ	NUKR85X	NUCF 30-1	MCFD-85 SX
NUKR-90-X	KR-90-PPX	90	35	100	63	M30x1.5	4.300	NUKR90C.DZ	NUKD90DZ	NUKR90X	NUCF 30-2	MCFD-90 SX

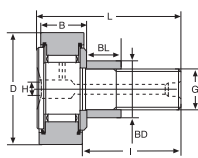
* Also available in full complement design add prefix "V". Example: KRV-16-2RS. Consult factory for availability.

NOTE:

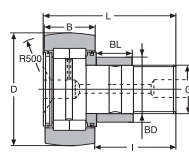
- Sizes KR-16-2RS, KR-16-2RSX, KR-19-2RS, KR-19-2RSX, KR-22-2RS and KR-22-2RSX can only be lubricated through roller end. Sizes KR-26-2RS and KR-26-2RSX can only be lubricated through roller end or thread end.
- Also available with Hex Sockets in roller end. Use suffix "SK". Example: KR-32-2RS SK. Consult factory for availability.



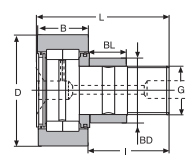
Crowned O.D.
KRE...2RS



Cylindrical O.D.
KRE...2RSX



Crowned O.D.
NUKRE..



Cylindrical O.D.
NUKRE..X

NEEDLE ROLLERS - CAM FOLLOWERS CROWNED O.D. - ECCENTRIC STUD - SEALED

Consolidated No.	Dimensions (Metric)							Approx. Wgt. (lbs.)	Interchange		
	D	B	L	I	G	BD	BL		FAG	IKO	INA
KRE-16-2RS	16	11	28	16	M6x1	9	7	.050	KRE 16C.2RS	CFE 6 UUR	KRE 16 PP
KRE-19-2RS	19	11	32	20	M8x1.25	11	9	.070	KRE 19C.2RS	CFE 8 UUR	KRE 19 PP
KRE-22-2RS	22	12	36	23	M10x1	13	10	.110	KRE 22B.2RS	CFE 10 UURM	KRE 22 PP
KRE-26-2RS	26	12	36	23	M10x1	13	10	.140	KRE 26B.2RS	CFE 10-1 UURM	KRE 26 PP
KRE-30-2RS	30	14	40	25	M12x1.5	15	11	.210	KRE 30C.2RS	-	KRE 30 PP
KRE-32-2RS	32	14	40	25	M12x1.5	15	11	.230	KRE 32C.2RS	-	KRE 32 PP
NUKRE-35	35	18	52	32.5	M16x1.5	20	14	.390	NUKRE 35C	-	NUKRE 35
NUKRE-40	40	20	58	36.5	M18x1.5	22	16	.570	NUKRE 40C	-	NUKRE 40
NUKRE-47	47	24	66	40.5	M20x1.5	24	18	.880	NUKRE 47C	-	NUKRE 47
NUKRE-52	52	24	66	40.5	M20x1.5	24	18	1.040	NUKRE 52C	-	NUKRE 52
NUKRE-62	62	29	80	49.5	M24x1.5	28	27	1.820	NUKRE 62C	-	NUKRE 62
NUKRE-72	72	29	80	49.5	M24x1.5	28	22	2.290	NUKRE 72C	-	NUKRE 72
NUKRE-80	80	35	100	63	M30x1.5	35	29	3.520	NUKRE 80C	-	NUKRE 80
NUKRE-85	85	35	100	63	M30x1.5	35	29	4.070	NUKRE 85C	-	-
NUKRE-90	90	35	100	63	M30x1.5	35	29	4.450	NUKRE 90C	-	NUKRE 90

CYLINDRICAL O.D. - ECCENTRIC STUD - SEALED

Consolidated No.	Dimensions (Metric)							Approx. Wgt. (lbs.)	Interchange		
	D	B	L	I	G	BD	BL		FAG	IKO	INA
KRE-16-2RSX	16	11	28	16	M6x1	9	7	.050	KRE 16C.DZ.2RS	CFE 6 UU	KRE 16 PPX
KRE-19-2RSX	19	11	32	20	M8x1.25	11	9	.070	KRE 19C.DZ.2RS	CFE 8 UU	KRE 19 PPX
KRE-22-2RSX	22	12	36	23	M10x1	13	10	.110	KRE 22B.DZ.2RS	CFE 10 UUM	KRE 22 PPX
KRE-26-2RSX	26	12	36	23	M10x1	13	10	.140	KRE 26B.DZ.2RS	CFE 10-1 UUM	KRE 26 PPX
KRE-30-2RSX	30	14	40	25	M12x1.5	15	11	.210	KRE 30C.DZ.2RS	-	KRE 30 PPX
KRE-32-2RSX	32	14	40	25	M12x1.5	15	11	.230	KRE 32C.DZ.2RS	-	KRE 32 PPX
NUKRE-35X	35	18	52	32.5	M16x1.5	20	14	.390	NUKRE 35C.DZ	-	NUKRE 35 X
NUKRE-40X	40	20	58	36.5	M18x1.5	22	16	.570	NUKRE 40C.DZ	-	NUKRE 40 X
NUKRE-47X	47	24	66	40.5	M20x1.5	24	18	.880	NUKRE 47C.DZ	-	NUKRE 47 X
NUKRE-52X	52	24	66	40.5	M20x1.5	24	18	1.040	NUKRE 52C.DZ	-	NUKRE 52 X
NUKRE-62X	62	29	80	49.5	M24x1.5	28	22	1.820	NUKRE 62C.DZ	-	NUKRE 62 X
NUKRE-72X	72	29	80	49.5	M24x1.5	28	22	2.290	NUKRE 72C.DZ	-	NUKRE 72 X
NUKRE-80X	80	35	100	63	M30x1.5	35	29	3.520	NUKRE 80C.DZ	-	NUKRE 80 X
NUKRE-85X	85	35	100	63	M30x1.5	35	29	4.070	NUKRE 85C.DZ	-	NUKRE 85 X
NUKRE-90X	90	35	100	63	M30x1.5	35	29	4.450	NUKRE 90C.DZ	-	NUKRE 90 X

NOTE:

- 1.) Sizes KRE-16-2RS, KRE-16-2RSX, KRE-19-2RS and KRE-19-2RSX can only be lubricated through the roller end.
- 2.) Also available with Hex Sockets in roller end. Use suffix "SK". Example: KRE-30-2RS SK. Consult factory for availability.

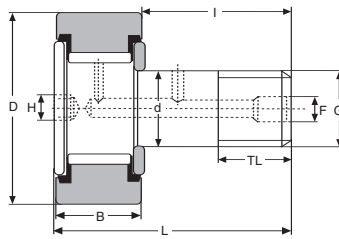


NEEDLE BEARINGS - SEALED CAM FOLLOWERS - INCH DIMENSIONS - CYLINDRICAL O.D. - HEX SOCKET-

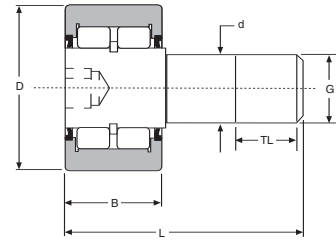
Consolidated No.	Dimensions (Inch)							G
	D	B	d	L	I	TL		
CRSB-8-1	.5000	.3750	.1900	1.0312	.6250	.2500	10-32	
CRSB-10-1	.6250	.4380	.2500	1.2197	.7500	.3125	1/4-28	
CRSB-12	.7500	.5000	.3750	1.4062	.8750	.3750	3/8-24	
CRSB-14	.8750	.5000	.3750	1.4062	.8750	.3750	3/8-24	
CRSB-16	1.0000	.6250	.4375	1.6562	1.0000	.5000	7/16-20	
CRSB-18	1.1250	.6250	.4375	1.6562	1.0000	.5000	7/16-20	
CRSB-20	1.2500	.7500	.5000	2.0312	1.2500	.6250	1/2-20	
CRSB-22	1.3750	.7500	.5000	2.0312	1.2500	.6250	1/2-20	
CRSB-24	1.5000	.8750	.6250	2.4062	1.5000	.7500	5/8-18	
CRSB-26	1.6250	.8750	.6250	2.4062	1.5000	.7500	5/8-18	
CRSB-28	1.7500	1.0000	.7500	2.7812	1.7500	.8750	3/4-16	
CRSB-30	1.8750	1.0000	.7500	2.7812	1.7500	.8750	3/4-16	
CRSB-32	2.0000	1.2500	.8750	3.2812	2.0000	1.0000	7/8-14	
CRSB-36	2.2500	1.2500	.8750	3.2812	2.0000	1.0000	7/8-14	
CRSB-40	2.5000	1.5000	1.0000	3.7812	2.2500	1.1250	1-14	
CRSB-44	2.7500	1.5000	1.0000	3.7812	2.2500	1.1250	1-14	
CRSB-48	3.0000	1.7500	1.2500	4.2812	2.5000	1.2500	1 1/4-12	
CRSB-52	3.2500	1.7500	1.2500	4.2812	2.5000	1.2500	1 1/4-12	
CRSB-56	3.5000	2.0000	1.3750	4.7812	2.7500	1.3750	1 3/8-12	
CRSB-64	4.0000	2.2500	1.5000	5.7812	3.5000	1.5000	1 1/2-12	
CRSB-80	5.0000	2.7500	2.0000	7.8740	5.0620	2.5620	2-12	
CRSB-96	6.0000	3.2500	2.5000	9.3125	6.0000	3.0000	2 1/2-12	
CRSB-112	7.0000	3.7500	3.0000	11.4995	7.6875	4.1250	3-12	

ROLLER CAM FOLLOWERS - SEALED - INCH DIMENSIONS - CYLINDRICAL O.D. - HEX SOCKET

	d	D	B	L	TL	G
CRSBR-16	.4375	1.0000	.6250	1.6562	.5000	7/16-20
CRSBR-18	.4375	1.1250	.6250	1.6562	.5000	7/16-20
CRSBR-20	.5000	1.2500	.7500	2.0312	.6250	1/2-20
CRSBR-22	.5000	1.3750	.7500	2.0312	.6250	1/2-20
CRSBR-24	.6250	1.5000	.8750	2.4062	.7500	5/8-18
CRSBR-26	.6250	1.6250	.8750	2.4062	.7500	5/8-18
CRSBR-28	.7500	1.7500	1.0000	2.7812	.8750	3/4-16
CRSBR-30	.7500	1.8750	1.0000	2.7812	.8750	3/4-16
CRSBR-32	.8750	2.0000	1.2500	3.2812	1.0000	7/8-14
CRSBR-36	.8750	2.2500	1.2500	3.2812	1.0000	7/8-14
CRSBR-40	1.0000	2.5000	1.5000	3.7812	1.1250	1-14
CRSBR-44	1.0000	2.7500	1.5000	3.7812	1.1250	1-14
CRSBR-48	1.2500	3.0000	1.7500	4.2812	1.2500	1 1/4-12
CRSBR-52	1.2500	3.2500	1.7500	4.2812	1.2500	1 1/4-12
CRSBR-56	1.3750	3.5000	2.0000	4.7812	1.3750	1 3/8-12
CRSBR-64	1.5000	4.0000	2.2500	5.7812	1.5000	1 1/2-12
CRSBR-80	2.0000	5.0000	2.7500	7.8740	2.5625	2-12
CRSBR-96	2.5000	6.0000	3.2500	9.3125	3.0000	2 1/2-12
CRSBR-112	3.0000	7.0000	3.7500	11.4995	4.1250	3-12
CRSBR-128	3.2500	8.0000	4.2500	12.8125	4.2500	3 1/4-4
CRSBR-144	3.7500	9.0000	4.7500	14.3125	4.7500	3 1/2-4
CRSBR-160	4.2500	10.0000	5.2500	15.3125	4.7500	3 1/2-4



Cylindrical O.D.
CRSB



Cylindrical O.D.
CRSBR

COMPLETE WITH NUT

F	H	Approx. Wgt. (lbs.)	Interchange					
			INA	McGill	RBC	Smith	Torrington	
-	.1250	.030	CF8-1 PP	CF-1/2-SB	S-16-LW	CR-1/2-XB	CRSB-8-1	
-	.1250	.040	CF10-1 PP	CF-5/8-SB	S-20-LW	CR-5/8-XB	CRSB-10-1	
.1875	.1875	.070	CF12 PP	CF-3/4-SB	S-24-LW	CR-3/4-XB	CRSB-12	
.1875	.1875	.100	CF14 PP	CF-7/8-SB	S-28-LW	CR-7/8-XB	CRSB-14	
.1875	.2500	.160	CF16 PP	CF-1-SB	S-32-LW	CR-1-XB	CRSB-16	
.1875	.2500	.190	CF18 PP	CF-1 1/8-SB	S-36-LW	CR-1 1/8-XB	CRSB-18	
.1875	.2500	.300	CF20 PP	CF-1 1/4-SB	S-40-LW	CR-1 1/4-XB	CRSB-20	
.1875	.2500	.350	CF22 PP	CF-1 3/8-SB	S-44-LW	CR-1 3/8-XB	CRSB-22	
.1875	.3125	.520	CF24 PP	CF-1 1/2-SB	S-48-LW	CR-1 1/2-XB	CRSB-24	
.1875	.3125	.600	CF26 PP	CF-1 5/8-SB	S-52-LW	CR-1 5/8-XB	CRSB-26	
.1875	.3125	.830	CF28 PP	CF-1 3/4-SB	S-56-LW	CR-1 3/4-XB	CRSB-28	
.1875	.3125	.920	CF30 PP	CF-1 7/8-SB	S-60-LW	CR-1 7/8-XB	CRSB-30	
.1875	.4375	1.340	CF32 PP	CF-2-SB	S-64-LW	CR-2-XB	CRSB-32	
.1875	.4375	1.640	CF36 PP	CF-2 1/4-SB	S-72-LW	CR-2 1/4-XB	CRSB-36	
.1875	.5000	2.500	CF40 PP	CF-2 1/2-SB	S-80-LW	CR-2 1/2-XB	CRSB-40	
.1875	.5000	2.930	CF44 PP	CF-2 3/4-SB	S-88-LW	CR-2 3/4-XB	CRSB-44	
.2500	.6250	4.260	CF48 PP	CF-3-SB	S-96-LW	CR-3-XB	CRSB-48	
.2500	.6250	4.810	CF52 PP	CF-3 1/4-SB	S-104-LW	CR-3 1/4-XB	CRSB-52	
.2500	.7500	6.420	CF56 PP	CF-3 1/2-SB	S-112-LW	CR-3 1/2-XB	CRSB-56	
.2500	.7500	9.460	CF64 PP	CF-4-SB	S-128-LW	CR-4-XB	CRSB-64	
.2500	.8750	19.200	-	CF-5-SB	S-160-LW	CR-5-XB	CRSB-80	
.2500	1.0000	33.200	-	CF-6-SB	S-192-LW	CR-6-XB	CRSB-96	
.2500	1.2500	55.100	-	CF-7-SB	-	-	-	

RBC

.160	RBC 1
.190	RBC 1 1/8
.290	RBC 1 1/4
.340	RBC 1 3/8
.510	RBC 1 1/2
.610	RBC 1 5/8
.830	RBC 1 3/4
.920	RBC 1 7/8
1.320	RBC 2
1.610	RBC 2 1/4
2.480	RBC 2 1/2
2.830	RBC 2 3/4
4.040	RBC 3
4.750	RBC 3 1/4
6.220	RBC 3 1/2
7.440	RBC 4
18.700	RBC 5
32.900	RBC 6
53.500	RBC 7
73.600	RBC 8
102.700	RBC 9
137.000	RBC 10



NEEDLE BEARINGS - SEALED CAM FOLLOWERS - INCH DIMENSIONS - CROWNED O.D. - HEX SOCKET -

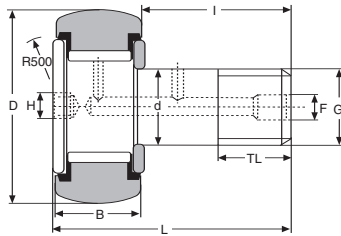
Consolidated No.	Dimensions (Inch)						
	d	D	B	L	I	TL	G
CRSBC-8-1	.1900	.5000	.3750	1.0312	.6250	.2500	10-32
CRSBC-10-1	.2500	.6250	.4375	1.2197	.7500	.3120	1/4-28
CRSBC-12	.3750	.7500	.5000	1.4062	.8750	.3750	3/8-24
CRSBC-14	.3750	.8750	.5000	1.4062	.8750	.3750	3/8-24
CRSBC-16	.4375	1.0000	.6250	1.6562	1.0000	.5000	7/16-20
CRSBC-18	.4375	1.1250	.6250	1.6562	1.0000	.5000	7/16-20
CRSBC-20	.5000	1.2500	.7500	2.0312	1.2500	.6250	1/2-20
CRSBC-22	.5000	1.3750	.7500	2.0312	1.2500	.6250	1/2-20
CRSBC-24	.6250	1.5000	.8750	2.4062	1.5000	.7500	5/8-18
CRSBC-26	.6250	1.6250	.8750	2.4062	1.5000	.7500	5/8-18
CRSBC-28	.7500	1.7500	1.0000	2.7812	1.7500	.8750	3/4-16
CRSBC-30	.7500	1.8750	1.0000	2.7812	1.7500	.8750	3/4-16
CRSBC-32	.8750	2.0000	1.2500	3.2812	2.0000	1.0000	7/8-14
CRSBC-36	.8750	2.2500	1.2500	3.2812	2.0000	1.0000	7/8-14
CRSBC-40	1.0000	2.5000	1.5000	3.7812	2.2500	1.1250	1-14
CRSBC-44	1.0000	2.7500	1.5000	3.7812	2.2500	1.1250	1-14
CRSBC-48	1.2500	3.0000	1.7500	4.2812	2.5000	1.2500	1 1/4-12
CRSBC-52	1.2500	3.2500	1.7500	4.2812	2.5000	1.2500	1 1/4-12
CRSBC-56	1.3750	3.5000	2.0000	4.7812	2.7500	1.3750	1 3/8-12
CRSBC-64	1.5000	4.0000	2.2500	5.7812	3.5000	1.5000	1 1/2-12
CRSBC-80	2.0000	5.0000	2.7500	7.8740	5.0620	2.5620	2-12
CRSBC-96	2.5000	6.0000	3.2500	9.3125	6.0000	3.0000	2 1/2-12
CRSBC-112	3.0000	7.0000	3.7500	11.4995	7.6870	4.1250	3-12

NOTE:

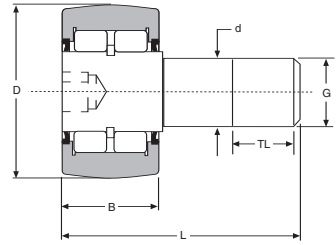
- 1.) Sizes CRSB(C)-8-1 and CRSB(C)-10-1 cannot be relubricated - sizes CRSB(C)-12 through CRSB(C)-112 have relubrication holes at thread end "HD" only.
- 2.) All sealed Cam Followers are prelubricated.
- 3.) All sealed Cam Followers will have a black oxide finish on all exposed surfaces.

ROLLER CAM FOLLOWERS - SEALED - INCH DIMENSIONS - CROWNED O.D. - HEX SOCKET

	d	D	B	L	I	TL	G
CRSBCR-16	.4375	1.0000	.6250	1.6562	1.0000	.5000	7/16-20
CRSBCR-18	.4375	1.1250	.6250	1.6562	1.0000	.5000	7/16-20
CRSBCR-20	.5000	1.2500	.7500	2.0312	1.2500	.6250	1/2-20
CRSBCR-22	.5000	1.3750	.7500	2.0312	1.2500	.6250	1/2-20
CRSBCR-24	.6250	1.5000	.8750	2.4062	1.5000	.7500	5/8-18
CRSBCR-26	.6250	1.6250	.8750	2.4062	1.5000	.7500	5/8-18
CRSBCR-28	.7500	1.7500	1.0000	2.7812	1.7500	.8750	3/4-16
CRSBCR-30	.7500	1.8750	1.0000	2.7812	1.7500	.8750	3/4-16
CRSBCR-32	.8750	2.0000	1.2500	3.2812	2.0000	1.0000	7/8-14
CRSBCR-36	.8750	2.2500	1.2500	3.2812	2.0000	1.0000	7/8-14
CRSBCR-40	1.0000	2.5000	1.5000	3.7812	2.2500	1.1250	1-14
CRSBCR-44	1.0000	2.7500	1.5000	3.7812	2.2500	1.1250	1-14
CRSBCR-48	1.2500	3.0000	1.7500	4.2812	2.5000	1.2500	1 1/4-12
CRSBCR-52	1.2500	3.2500	1.7500	4.2812	2.5000	1.2500	1 1/4-12
CRSBCR-56	1.3750	3.5000	2.0000	4.7812	2.7500	1.3750	1 3/8-12
CRSBCR-64	1.5000	4.0000	2.2500	5.7812	3.5000	1.5000	1 1/2-12
CRSBCR-80	2.0000	5.0000	2.7500	7.8740	5.0620	2.5625	2-12
CRSBCR-96	2.5000	6.0000	3.2500	9.3125	6.0000	3.0000	2 1/2-12
CRSBCR-112	3.0000	7.0000	3.7500	11.4995	7.6870	4.1250	3-12
CRSBCR-128	3.2500	8.0000	4.2500	12.8125	-	4.2500	3 1/4-4
CRSBCR-144	3.7500	9.0000	4.7500	14.3125	-	4.7500	3 1/2-4
CRSBCR-160	4.2500	10.0000	5.2500	15.3125	-	4.7500	3 1/2-4



Crowned O.D.
CRSBC



Crowned O.D.
CRBCR

COMPLETE WITH NUT

			Interchange				
F	H	Approx. Wgt. (lbs.)	INA	McGill	RBC	Smith	Torrington
-	.1250	.030	CF8-1 PPY	CCF-1 1/2 -SB	CS-16-LW	CR-1/2 -XBC	CRSBC-8-1
-	.1250	.040	CF10-1 PPY	CCF-3/8 -SB	CS-20-LW	CR-5/8 -XBC	CRSBC-10-1
.1875	.1875	.070	CF12 PPY	CCF-3/4 -SB	CS-24-LW	CR-3/4 -XBC	CRSBC-12
.1875	.1875	.100	CF14 PPY	CCF-7/8 -SB	CS-28-LW	CR-7/8 -XBC	CRSBC-14
.1875	.2500	.160	CF16 PPY	CCF-1 -SB	CS-32-LW	CR-1 -XBC	CRSBC-16
.1875	.2500	.190	CF18 PPY	CCF-1 1/8 -SB	CS-36-LW	CR-1 1/8 -XBC	CRSBC-18
.1875	.2500	.300	CF20 PPY	CCF-1 1/4 -SB	CS-40-LW	CR-1 1/4 -XBC	CRSBC-20
.1875	.2500	.350	CF22 PPY	CCF-1 3/8 -SB	CS-44-LW	CR-1 3/8 -XBC	CRSBC-22
.1875	.3125	.520	CF24 PPY	CCF-1 1/2 -SB	CS-48-LW	CR-1 1/2 -XBC	CRSBC-24
.1875	.3125	.600	CF26 PPY	CCF-1 5/8 -SB	CS-52-LW	CR-1 5/8 -XBC	CRSBC-26
.1875	.3125	.830	CF28 PPY	CCF-1 3/4 -SB	CS-56-LW	CR-1 3/4 -XBC	CRSBC-28
.1875	.3125	.920	CF30 PPY	CCF-1 7/8 -SB	CS-60-LW	CR-1 7/8 -XBC	CRSBC-30
.1875	.4375	1.340	CF32 PPY	CCF-2 -SB	CS-64-LW	CR-2 -XBC	CRSBC-32
.1875	.4375	1.640	CF36 PPY	CCF-2 1/4 -SB	CS-72-LW	CR-2 1/4 -XBC	CRSBC-36
.1875	.5000	2.500	CF40 PPY	CCF-2 1/2 -SB	CS-80-LW	CR-2 1/2 -XBC	CRSBC-40
.1875	.5000	2.930	CF44 PPY	CCF-2 3/4 -SB	CS-88-LW	CR-2 3/4 -XBC	CRSBC-44
.2500	.6250	4.260	CF48 PPY	CCF-3 -SB	CS-96-LW	CR-3 -XBC	CRSBC-48
.2500	.6250	4.810	CF52 PPY	CCF-3 1/4 -SB	CS-104-LW	CR-3 1/4 -XBC	CRSBC-52
.2500	.7500	6.420	CF56 PPY	CCF-3 1/2 -SB	CS-112-LW	CR-3 1/2 -XBC	CRSBC-56
.2500	.7500	9.460	CF64 PPY	CCF-4 -SB	CS-128-LW	CR-4 -XBC	CRSBC-64
.2500	.8750	19.200	-	CCF-5 -SB	CS-160-LW	CR-5 -XBC	CRSBC-80
.2500	1.0000	33.200	-	CCF-6 -SB	CS-192-LW	CR-6 -XBC	CRSBC-96
.2500	1.2500	55.100	-	CCF-7 -SB	-	-	CRSBC-112

RBC

.160	CRBC 1
.190	CRBC 1 1/8
.290	CRBC 1 1/4
.340	CRBC 1 3/8
.510	CRBC 1 1/2
.610	CRBC 1 5/8
.830	CRBC 1 3/4
.920	CRBC 1 7/8
1.320	CRBC 2
1.610	CRBC 2 1/4
2.480	CRBC 2 1/2
2.830	CRBC 2 3/4
4.040	CRBC 3
4.750	CRBC 3 1/4
6.220	CRBC 3 1/2
7.440	CRBC 4
18.700	CRBC 5
32.900	CRBC 6
53.500	CRBC 7
73.600	CRBC 8
102.700	CRBC 9
137.000	CRBC 10



NEEDLE BEARINGS - SEALED CAM FOLLOWERS - INCH DIMENSIONS - CYLINDRICAL O.D. -

Consolidated No.	Dimensions (Inch)								
	D	B	d1	L	BD	BL	I	TL	G
CRSBE-8-1	.5000	.3750	.2500	1.0312	.2500	.3750	.6250	.2500	10-32
CRSBE-10-1	.6250	.4380	.3750	1.2192	.3750	.4375	.7500	.3120	1/4 -28
CRSBE-12	.7500	.5000	.5000	1.4062	.5000	.5000	.8750	.3750	3/8 -24
CRSBE-14	.8750	.5000	.5000	1.4062	.5000	.5000	.8750	.3750	3/8 -24
CRSBE-16	1.0000	.6250	.6250	1.6562	.6250	.5000	1.0000	.5000	7/16 -20
CRSBE-18	1.1250	.6250	.6250	1.6562	.6250	.5000	1.0000	.5000	7/16 -20
CRSBE-20	1.2500	.7500	.6875	2.0312	.6875	.6250	1.2500	.6250	1/2 -20
CRSBE-22	1.3750	.7500	.6875	2.0312	.6875	.6250	1.2500	.6250	1/2 -20
CRSBE-24	1.5000	.8750	.8750	2.4062	.8750	.7500	1.5000	.7500	5/8 -18
CRSBE-26	1.6250	.8750	.8750	2.4062	.8750	.7500	1.5000	.7500	5/8 -18
CRSBE-28	1.7500	1.0000	1.0000	2.7812	1.0000	.8750	1.7500	.8750	3/4 -16
CRSBE-30	1.8750	1.0000	1.0000	2.7812	1.0000	.8750	1.7500	.8750	3/4 -16
CRSBE-32	2.0000	1.2500	1.1875	3.2812	1.1875	1.0000	2.0000	1.0000	7/8 -14
CRSBE-36	2.2500	1.2500	1.1875	3.2812	1.1875	1.0000	2.0000	1.0000	7/8 -14
CRSBE-40	2.5000	1.5000	1.3750	3.7812	1.3750	1.1250	2.2500	1.1250	1-14
CRSBE-44	2.7500	1.5000	1.3750	3.7812	1.3750	1.1250	2.2500	1.1250	1-14
CRSBE-48	3.0000	1.7500	1.7500	4.2812	1.7500	1.2500	2.5000	1.2500	1 1/4 -12
CRSBE-52	3.2500	1.7500	1.7500	4.2812	1.7500	1.2500	2.5000	1.2500	1 1/4 -12
* CRSBE-56	3.5000	2.0000	1.8125	4.7812	1.8125	1.3750	2.7500	1.3750	1 3/8 -12
* CRSBE-64	4.0000	2.2500	2.0000	5.7812	2.0000	2.0000	3.5000	1.5000	1 1/2 -12

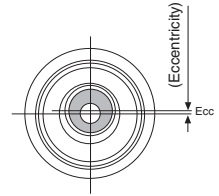
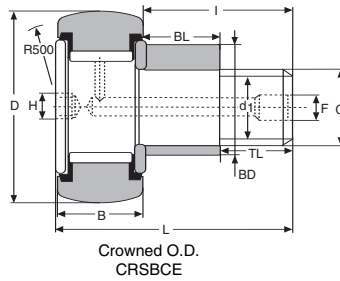
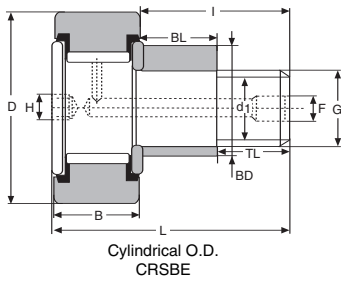
NEEDLE BEARINGS - SEALED CAM FOLLOWERS - INCH DIMENSIONS - CROWNED O.D. -

CRSBCE-8-1	.5000	.3750	.2500	1.0312	.2500	.3750	.6250	.2500	10-32
CRSBCE-10-1	.6250	.4375	.3750	1.2192	.3750	.4375	.7500	.3120	1/4 -28
CRSBCE-12	.7500	.5000	.5000	1.4062	.5000	.5000	.8750	.3750	3/8 -24
CRSBCE-14	.8750	.5000	.5000	1.4062	.5000	.5000	.8750	.3750	3/8 -24
CRSBCE-16	1.0000	.6250	.6250	1.6562	.6250	.5000	1.0000	.5000	7/16 -20
CRSBCE-18	1.1250	.6250	.6250	1.6562	.6250	.5000	1.0000	.5000	7/16 -20
CRSBCE-20	1.2500	.7500	.6875	2.0312	.6875	.6250	1.2500	.6250	1/2 -20
CRSBCE-22	1.3750	.7500	.6875	2.0312	.6875	.6250	1.2500	.6250	1/2 -20
CRSBCE-24	1.5000	.8750	.8750	2.4062	.8750	.7500	1.5000	.7500	5/8 -18
CRSBCE-26	1.6250	.8750	.8750	2.4062	.8750	.7500	1.5000	.7500	5/8 -18
CRSBCE-28	1.7500	1.0000	1.0000	2.7812	1.0000	.8750	1.7500	.8750	3/4 -16
CRSBCE-30	1.8750	1.0000	1.0000	2.7812	1.0000	.8750	1.7500	.8750	3/4 -16
CRSBCE-32	2.0000	1.2500	1.1875	3.2812	1.1875	1.0000	2.0000	1.0000	7/8 -14
CRSBCE-36	2.2500	1.2500	1.1875	3.2812	1.1875	1.0000	2.0000	1.0000	7/8 -14
CRSBCE-40	2.5000	1.5000	1.3750	3.7812	1.3750	1.1250	2.2500	1.1250	1-14
CRSBCE-44	2.7500	1.5000	1.3750	3.7812	1.3750	1.1250	2.2500	1.1250	1-14
CRSBCE-48	3.0000	1.7500	1.7500	4.2812	1.7500	1.2500	2.5000	1.2500	1 1/4 -12
CRSBCE-52	3.2500	1.7500	1.7500	4.2812	1.7500	1.2500	2.5000	1.2500	1 1/4 -12
* CRSBCE-56	3.5000	2.0000	1.8125	4.7812	1.8125	1.3750	2.7500	1.3750	1 3/8 -12
* CRSBCE-64	4.0000	2.2500	2.0000	5.7812	2.0000	2.0000	3.5000	1.5000	1 1/2 -12

* Not currently in stock. Consult factory for availability.

NOTE:

- 1.) Sizes CRSB(C)E-8-1 and CRSB(C)E-10-1 cannot be relubricated. Sizes CRSB(C)E-12 through CRSB(C)E-64 have relubrication hole at thread end only.
- 2.) All sealed Cam Followers are prelubricated.
- 3.) All sealed Cam Followers will have a black oxide finish on all exposed surfaces.



ECCENTRIC STUD - HEX SOCKET - COMPLETE WITH NUT

F	Ecc	H	Approx. Wgt. (lbs.)	Interchange					
				INA	McGill	RBC	Smith	Torrington	
-	.0100	.1250	.040	CFE8-1 PP	CFE-1/2-SB	S-16-LWX	CR-1/2-XBE	CRSBE-8-1	
-	.0150	.1250	.050	CFE10-1 PP	CFE-5/8-SB	S-20-LWX	CR-5/8-XBE	CRSBE-10-1	
.1875	.0150	.1875	.080	CFE12 PP	CFE-3/4-SB	S-24-LWX	CR-3/4-XBE	CRSBE-12	
.1875	.0150	.1875	.110	CFE14 PP	CFE-7/8-SB	S-28-LWX	CR-7/8-XBE	CRSBE-14	
.1875	.0300	.2500	.180	CFE16 PP	CFE-1-SB	S-32-LWX	CR-1-XBE	CRSBE-16	
.1875	.0300	.2500	.210	CFE18 PP	CFE-1 1/8-SB	S-36-LWX	CR-1 1/8-XBE	CRSBE-18	
.1875	.0300	.2500	.330	CFE20 PP	CFE-1 1/4-SB	S-40-LWX	CR-1 1/4-XBE	CRSBE-20	
.1875	.0300	.2500	.380	CFE22 PP	CFE-1 3/8-SB	S-44-LWX	CR-1 3/8-XBE	CRSBE-22	
.1875	.0300	.3125	.580	CFE24 PP	CFE-1 1/2-SB	S-48-LWX	CR-1 1/2-XBE	CRSBE-24	
.1875	.0300	.3125	.650	CFE26 PP	CFE-1 5/8-SB	S-52-LWX	CR-1 5/8-XBE	CRSBE-26	
.1875	.0300	.3125	.900	CFE28 PP	CFE-1 3/4-SB	S-56-LWX	CR-1 3/4-XBE	CRSBE-28	
.1875	.0300	.3125	.990	CFE30 PP	CFE-1 7/8-SB	S-60-LWX	CR-1 7/8-XBE	CRSBE-30	
.1875	.0300	.4375	1.400	CFE32 PP	CFE-2-SB	S-64-LWX	CR-2-XBE	CRSBE-32	
.1875	.0300	.4375	1.700	CFE36 PP	CFE-2 1/4-SB	S-72-LWX	CR-2 1/4-XBE	CRSBE-36	
.1875	.0300	.5000	2.600	CFE40 PP	CFE-2 1/2-SB	S-80-LWX	CR-2 1/2-XBE	CRSBE-40	
.1875	.0300	.5000	3.030	CFE44 PP	CFE-2 3/4-SB	S-88-LWX	CR-2 3/4-XBE	CRSBE-44	
.2500	.0600	.6250	4.410	CFE48 PP	CFE-3-SB	S-96-LWX	CR-3-XBE	CRSBE-48	
.2500	.0600	.6250	5.060	CFE52 PP	CFE-3 1/4-SB	S-104-LWX	CR-3 1/4-XBE	CRSBE-52	
.2500	.0600	.7500	6.850	CFE56 PP	CFE-3 1/2-SB	S-112-LWX	-	CRSBE-56	
.2500	.0600	.7500	10.460	CFE64 PP	CFE-4-SB	S-128-LWX	-	CRSBE-64	

ECCENTRIC STUD - HEX SOCKET - COMPLETE WITH NUT

-	.0100	.1250	.040	CFE8-1 PPY	CCFE-1/2-SB	CS-16-LWX	CR-1/2-XBCE	CRSBCE-8-1
-	.0150	.1250	.050	CFE10-1 PPY	CCFE-5/8-SB	CS-20-LWX	CR-5/8-XBCE	CRSBCE-10-1
.1875	.0150	.1875	.080	CFE12 PPY	CCFE-3/4-SB	CS-24-LWX	CR-3/4-XBCE	CRSBCE-12
.1875	.0150	.1875	.110	CFE14 PPY	CCFE-7/8-SB	CS-28-LWX	CR-7/8-XBCE	CRSBCE-14
.1875	.0300	.2500	.180	CFE16 PPY	CCFE-1-SB	CS-32-LWX	CR-1-XBCE	CRSBCE-16
.1875	.0300	.2500	.210	CFE18 PPY	CCFE-1 1/8-SB	CS-36-LWX	CR-1 1/8-XBCE	CRSBCE-18
.1875	.0300	.2500	.330	CFE20 PPY	CCFE-1 1/4-SB	CS-40-LWX	CR-1 1/4-XBCE	CRSBCE-20
.1875	.0300	.2500	.380	CFE22 PPY	CCFE-1 3/8-SB	CS-44-LWX	CR-1 3/8-XBCE	CRSBCE-22
.1875	.0300	.3125	.580	CFE24 PPY	CCFE-1 1/2-SB	CS-48-LWX	CR-1 1/2-XBCE	CRSBCE-24
.1875	.0300	.3125	.650	CFE26 PPY	CCFE-1 5/8-SB	CS-52-LWX	CR-1 5/8-XBCE	CRSBCE-26
.1875	.0300	.3125	.900	CFE28 PPY	CCFE-1 3/4-SB	CS-56-LWX	CR-1 3/4-XBCE	CRSBCE-28
.1875	.0300	.3125	.990	CFE30 PPY	CCFE-1 7/8-SB	CS-60-LWX	CR-1 7/8-XBCE	CRSBCE-30
.1875	.0300	.3125	1.400	CFE32 PPY	CCFE-2-SB	CS-64-LWX	CR-2-XBCE	CRSBCE-32
.1875	.0300	.3125	1.700	CFE36 PPY	CCFE-2 1/4-SB	CS-72-LWX	CR-2 1/4-XBCE	CRSBCE-36
.1875	.0300	.5000	2.600	CFE40 PPY	CCFE-2 1/2-SB	CS-80-LWX	CR-2 1/2-XBCE	CRSBCE-40
.1875	.0300	.5000	3.030	CFE44 PPY	CCFE-2 3/4-SB	CS-88-LWX	CR-2 3/4-XBCE	CRSBCE-44
.2500	.0600	.6250	4.410	CFE48 PPY	CCFE-3-SB	CS-96-LWX	CR-3-XBCE	CRSBCE-48
.2500	.0600	.6250	5.060	CFE52 PPY	CCFE-3 1/4-SB	CS-104-LWX	CR-3 1/4-XBCE	CRSBCE-52
.2500	.0600	.6250	6.850	CFE56 PPY	CCFE-3 1/2-SB	CS-112-LWX	-	CRSBCE-56
.2500	.0600	.7500	10.460	CFE64 PPY	CCFE-4-SB	CS-128-LWX	-	CRSBCE-64



NEEDLE BEARINGS - SEALED CAM FOLLOWERS - HEAVY DUTY STUD - INCH DIMENSIONS -

Consolidated No.	Dimensions (Inch)							G
	D	B	d	L	I	TL		
CRHSB-8-1	.5000	.3750	.2500	1.0312	.6250	.2500	1/4 -28	
CRHSB-10-1	.6250	.4375	.3125	1.2187	.7500	.3125	5/16 -24	
CRHSB-12	.7500	.5000	.4375	1.4062	.8750	.3750	7/16 -20	
CRHSB-14	.8750	.5000	.4375	1.4062	.8750	.3750	7/16 -20	
CRHSB-16	1.0000	.6250	.6250	1.6562	1.0000	.5000	9/8 -18	
CRHSB-18	1.1250	.6250	.6250	1.6562	1.0000	.5000	5/8 -18	
CRHSB-20	1.2500	.7500	.7500	2.0312	1.2500	.6250	3/4 -16	
CRHSB-22	1.3750	.7500	.7500	2.0312	1.2500	.6250	3/4 -16	
CRHSB-24	1.5000	.8750	.8750	2.4062	1.5000	.7500	7/8 -14	
CRHSB-26	1.6250	.8750	.8750	2.4062	1.5000	.7500	7/8 -14	
CRHSB-28	1.7500	1.0000	1.0000	2.7812	1.7500	.8750	1-14	
CRHSB-30	1.8750	1.0000	1.0000	2.7812	1.7500	.8750	1-14	
CRHSB-32	2.0000	1.2500	1.1250	3.2812	2.0000	1.0000	1 1/8 -12	
CRHSB-36	2.2500	1.2500	1.1250	3.2812	2.0000	1.0000	1 1/8 -12	
CRHSB-40	2.5000	1.5000	1.2500	3.7812	2.2500	1.1250	1 1/4 -12	
CRHSB-44	2.7500	1.5000	1.2500	3.7812	2.2500	1.1250	1 1/4 -12	
CRHSB-48	3.0000	1.7500	1.5000	4.2812	2.5000	1.2500	1 1/2 -12	
CRHSB-52	3.2500	1.7500	1.5000	4.2812	2.5000	1.2500	1 1/2 -12	
*CRHSB-56	3.5000	2.0000	1.7500	4.7812	2.7500	1.3750	1 3/4 -12	
*CRHSB-64	4.0000	2.2500	2.0000	5.7812	3.5000	1.5000	2-12	
*CRHSB-80	5.0000	2.7500	2.5000	7.8740	5.0620	2.5620	2 1/2 -12	
*CRHSB-96	6.0000	3.2500	3.0000	9.3125	6.0000	3.0000	3-12	
*CRHSB-112	7.0000	3.7500	3.5000	11.4995	7.6870	4.1250	3 1/2 -4	

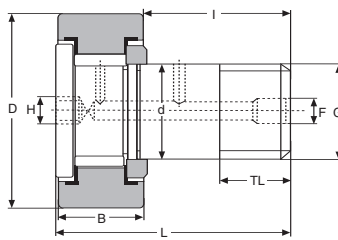
NEEDLE BEARINGS - SEALED CAM FOLLOWERS - HEAVY DUTY STUD - INCH DIMENSIONS -

CRHSBC-8-1	.5000	.3750	.2500	1.0312	.6250	.2500	1/4 -28
CRHSBC-10-1	.6250	.4375	.3125	1.2187	.7500	.3125	5/16 -24
CRHSBC-12	.7500	.5000	.4375	1.4062	.8750	.3750	7/16 -20
CRHSBC-14	.8750	.5000	.4375	1.4062	.8750	.3750	7/16 -20
CRHSBC-16	1.0000	.6250	.6250	1.6562	1.0000	.5000	9/8 -18
CRHSBC-18	1.1250	.6250	.6250	1.6562	1.0000	.5000	5/8 -18
CRHSBC-20	1.2500	.7500	.7500	2.0312	1.2500	.6250	3/4 -16
CRHSBC-22	1.3750	.7500	.7500	2.0312	1.2500	.6250	3/4 -16
CRHSBC-24	1.5000	.8750	.8750	2.4062	1.5000	.7500	7/8 -14
CRHSBC-26	1.6250	.8750	.8750	2.4062	1.5000	.7500	7/8 -14
CRHSBC-28	1.7500	1.0000	1.0000	2.7812	1.7500	.8750	1-14
CRHSBC-30	1.8750	1.0000	1.0000	2.7812	1.7500	.8750	1-14
CRHSBC-32	2.0000	1.2500	1.1250	3.2812	2.0000	1.0000	1 1/8 -12
CRHSBC-36	2.2500	1.2500	1.1250	3.2812	2.0000	1.0000	1 1/8 -12
CRHSBC-40	2.5000	1.5000	1.2500	3.7812	2.2500	1.1250	1 1/4 -12
CRHSBC-44	2.7500	1.5000	1.2500	3.7812	2.2500	1.1250	1 1/4 -12
CRHSBC-48	3.0000	1.7500	1.5000	4.2812	2.5000	1.2500	1 1/2 -12
CRHSBC-52	3.2500	1.7500	1.5000	4.2812	2.5000	1.2500	1 1/2 -12
*CRHSBC-56	3.5000	2.0000	1.7500	4.7812	2.7500	1.3750	1 3/4 -12
*CRHSBC-64	4.0000	2.2500	2.0000	5.7812	3.5000	1.5000	2-12
*CRHSBC-80	5.0000	2.7500	2.5000	7.8740	5.0625	2.5625	2 1/2 -12
*CRHSBC-96	6.0000	3.2500	3.0000	9.3125	6.0000	3.0000	3-12
*CRHSBC-112	7.0000	3.7500	3.5000	11.4995	7.6875	4.1250	3 1/2 -4

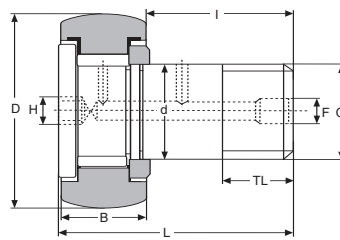
*Not currently in stock. Consult factory for availability.

NOTE:

- 1.) Sizes CRHSB(C)-8-1 and CRHSB(C)-10-1 cannot be relubricated. Sizes CRHSB(C)-12 through CRHSB(C)-112 have relubrication holes at thread end.
- 2.) All sealed Cam Followers are prelubricated.
- 3.) All sealed Cam Followers have a black oxide finish on all exposed surfaces.



Cylindrical O.D.
CRHSB



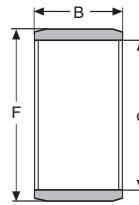
Crowned O.D.
CRHSBC

CYLINDRICAL O.D. - HEX SOCKET - COMPLETE WITH NUT

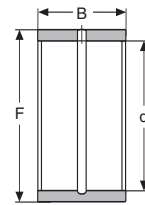
F	H	Approx. Wgt. (lbs.)	Interchange			
			McGill	RBC	Smith	Torrington
-	.1250	.030	CFH- 1/2 -SB	H-16-LW	HR- 1/2 -XB	CRHSB-8-1
-	.1250	.060	CFH- 5/8 -SB	H-20-LW	HR- 5/8 -XB	CRHSB-10-1
.1875	.1875	.090	CFH- 3/4 -SB	H-24-LW	HR- 3/4 -XB	CRHSB-12
.1875	.1875	.110	CFH- 7/8 -SB	H-28-LW	HR- 7/8 -XB	CRHSB-14
.1875	.2500	.210	CFH-1-SB	H-32-LW	HR-1-XB	CRHSB-16
.1875	.2500	.250	CFH-1 1/8 -SB	H-36-LW	HR-1 1/8 -XB	CRHSB-18
.1875	.2500	.390	CFH-1 1/4 -SB	H-40-LW	HR-1 1/4 -XB	CRHSB-20
.1875	.2500	.440	CFH-1 3/8 -SB	H-44-LW	HR-1 3/8 -XB	CRHSB-22
.1875	.3125	.660	CFH-1 1/2 -SB	H-48-LW	HR-1 1/2 -XB	CRHSB-24
.1875	.3125	.730	CFH-1 5/8 -SB	H-52-LW	HR-1 5/8 -XB	CRHSB-26
.1875	.3125	1.020	CFH-1 3/4 -SB	H-56-LW	HR-1 3/4 -XB	CRHSB-28
.1875	.3125	1.120	CFH-1 7/8 -SB	H-60-LW	HR-1 7/8 -XB	CRHSB-30
.1875	.4375	1.590	CFH-2-SB	H-64-LW	HR-2-XB	CRHSB-32
.1875	.4375	1.890	CFH-2 1/4 -SB	H-72-LW	HR-2 1/4 -XB	CRHSB-36
.1875	.5000	2.750	CFH-2 1/2 -SB	H-80-LW	HR-2 1/2 -XB	CRHSB-40
.1875	.5000	3.190	CFH-2 3/4 -SB	H-88-LW	HR-2 3/4 -XB	CRHSB-44
.2500	.6250	4.560	CFH-3-SB	H-96-LW	HR-3-XB	CRHSB-48
.2500	.6250	5.190	CFH-3 1/4 -SB	H-104-LW	HR-3 1/4 -XB	CRHSB-52
.2500	.7500	7.010	CFH-3 1/2 -SB	H-112-LW	-	CRHSB-56
.2500	.7500	10.830	CFH-4-SB	H-128-LW	-	CRHSB-64
.2500	.8750	22.100	CFH-5-SB	H-160	-	CRHSB-80
.2500	1.0000	36.410	CFH-6-SB	H-192	-	CRHSB-96
.2500	1.2500	68.030	CFH-7-SB	H-224	-	CRHSB-112

CROWNED O.D. - HEX SOCKET - COMPLETE WITH NUT

-	.1250	.030	CCFH- 1/2 -SB	CH-16-LW	HR- 1/2 -XBC	CRHSBC-8-1
-	.1250	.060	CCFH- 5/8 -SB	CH-20-LW	HR- 5/8 -XBC	CRHSBC-10-1
.1875	.1875	.090	CCFH- 3/4 -SB	CH-24-LW	HR- 3/4 -XBC	CRHSBC-12
.1875	.1875	.110	CCFH- 7/8 -SB	CH-28-LW	HR- 7/8 -XBC	CRHSBC-14
.1875	.2500	.210	CCFH-1-SB	CH-32-LW	HR-1-XBC	CRHSBC-16
.1875	.2500	.250	CCFH-1 1/8 -SB	CH-36-LW	HR-1 1/8 -XBC	CRHSBC-18
.1875	.2500	.390	CCFH-1 1/4 -SB	CH-40-LW	HR-1 1/4 -XBC	CRHSBC-20
.1875	.2500	.440	CCFH-1 3/8 -SB	CH-44-LW	HR-1 3/8 -XBC	CRHSBC-22
.1875	.3125	.660	CCFH-1 1/2 -SB	CH-48-LW	HR-1 1/2 -XBC	CRHSBC-24
.1875	.3125	.730	CCFH-1 5/8 -SB	CH-52-LW	HR-1 5/8 -XBC	CRHSBC-26
.1875	.3125	1.020	CCFH-1 3/4 -SB	CH-56-LW	HR-1 3/4 -XBC	CRHSBC-28
.1875	.3125	1.120	CCFH-1 7/8 -SB	CH-60-LW	HR-1 7/8 -XBC	CRHSBC-30
.1875	.4375	1.590	CCFH-2-SB	CH-64-LW	HR-2-XBC	CRHSBC-32
.1875	.4375	1.890	CCFH-2 1/4 -SB	CH-72-LW	HR-2 1/4 -XBC	CRHSBC-36
.1875	.5000	2.750	CCFH-2 1/2 -SB	CH-80-LW	HR-2 1/2 -XBC	CRHSBC-40
.1875	.5000	3.190	CCFH-2 3/4 -SB	CH-88-LW	HR-2 3/4 -XBC	CRHSBC-44
.2500	.6250	4.560	CCFH-3-SB	CH-96-LW	HR-3-XBC	CRHSBC-48
.2500	.6250	5.190	CCFH-3 1/4 -SB	CH-104-LW	HR-3 1/4 -XBC	CRHSBC-52
.2500	.7500	7.010	CCFH-3 1/2 -SB	CH-112-LW	-	CRHSBC-56
.2500	.7500	10.830	CCFH-4-SB	CH-128-LW	-	CRHSBC-64
.2500	.8750	22.100	CCFH-5-SB	CH-160-LW	-	CRHSBC-80
.2500	1.0000	36.410	CCFH-6-SB	CH-192-LW	-	CRHSBC-96
.2500	1.2500	68.030	CCFH-7-SB	CH-224-LW	-	CRHSBC-112



IR



IRZ....JSI

NEEDLE BEARINGS - INNER RACES*

Consolidated No. Dimensions d F B	Approx. Wgt. (lbs.)	Consolidated No. Dimensions d F B	Approx. Wgt. (lbs.)	Consolidated No. Dimensions d F B	Approx. Wgt. (lbs.)
IR-5 x 8 x 8 JSI	.010	IR-15 x 20 x 12	.030	IR-25 x 29 x 30	.060
IR-5 x 8 x 12	.010	IR-15 x 20 x 12 JSI	.030	IR-25 x 30 x 16	.090
IR-5 x 8 x 16	.010	IR-15 x 20 x 13	.030	IR-25 x 30 x 16 JSI	.090
IR-6 x 9 x 8 JSI	.010	IRZ-15 x 20 x 13 JSI	.030	IR-25 x 30 x 17	.060
IR-6 x 9 x 12	.010	IR-15 x 20 x 14	.052	IRZ-25 x 30 x 18 JSI	.070
IR-6 x 9 x 16	.010	IR-15 x 20 x 16	.040	IR-25 x 30 x 20	.080
IR-6 x 10 x 10	.010	IR-15 x 20 x 23	.060	IR-25 x 30 x 20.5	.080
IR-6 x 10 x 10 JSI	.010	IR-15 x 20 x 26	.070	IR-25 x 30 x 20.5 JSI	.080
IRZ-6 x 10 x 12 JSI	.010	IR-17 x 20 x 16	.030	IR-25 x 30 x 26	.100
IR-7 x 10 x 10.5	.010	IR-17 x 20 x 16.5	.030	IR-25 x 30 x 26.5	.100
IR-7 x 10 x 12	.010	IR-17 x 20 x 20	.030	IR-25 x 30 x 26.5 JSI	.100
IR-7 x 10 x 16	.020	IR-17 x 20 x 20.5	.030	IR-25 x 30 x 30	.120
IR-8 x 12 x 10	.020	IR-17 x 20 x 30.5	.050	IR-25 x 30 x 30 JSI	.120
IR-8 x 12 x 10 JSI	.020	IR-17 x 21 x 16	.040	IR-25 x 30 x 32	.120
IR-8 x 12 x 10.5	.020	IR-17 x 21 x 20	.050	IR-25 x 30 x 38.5	.150
IRZ-8 x 12 x 12 JSI	.020	IR-17 x 22 x 13	.040	IR-25 x 32 x 22	.182
IR-8 x 12 x 12.5	.020	IRZ-17 x 22 x 14 JSI	.040	IR-28 x 32 x 17	.070
IR-9 x 12 x 12	.020	IR-17 x 22 x 16	.050	IR-28 x 32 x 20	.070
IR-9 x 12 x 16	.020	IR-17 x 22 x 16 JSI	.050	IR-28 x 32 x 30	.100
IR-10 x 13 x 12.5	.020	IRZ-17 x 22 x 16 JSI	.050	IR-29 x 32 x 13	.052
IR-10 x 14 x 11 JSI	.020	IR-17 x 22 x 18	.050	IR-30 x 35 x 13	.088
IR-10 x 14 x 12	.020	IR-17 x 22 x 23	.070	IR-30 x 35 x 16	.070
IR-10 x 14 x 12 JSI	.020	IR-17 x 22 x 26	.070	IR-30 x 35 x 17	.080
IR-10 x 14 x 13	.020	IR-17 x 22 x 32	.090	IRZ-30 x 35 x 18 JSI	.080
IRZ-10 x 14 x 14 JSI	.028	IR-17 x 24 x 20	.119	IR-30 x 35 x 20	.090
IR-10 x 14 x 16	.020	IR-20 x 24 x 16	.040	IR-30 x 35 x 20.5	.090
IR-10 x 14 x 20	.030	IR-20 x 24 x 20	.050	IR-30 x 35 x 26	.150
IR-12 x 15 x 12	.020	IR-20 x 25 x 16	.050	IR-30 x 35 x 30	.130
IR-12 x 15 x 12.5	.020	IR-20 x 25 x 16 JSI	.050	IR-30 x 35 x 30 JSI	.130
IR-12 x 15 x 16	.020	IR-20 x 25 x 17	.050	IR-30 x 35 x 32	.140
IR-12 x 15 x 16.5	.020	IRZ-20 x 25 x 18 JSI	.060	IR-30 x 37 x 18	.176
IR-12 x 15 x 17	.020	IR-20 x 25 x 20	.070	IR-30 x 37 x 22	.214
IR-12 x 15 x 18.5	.020	IR-20 x 25 x 20.5 JSI	.070	IR-30 x 38 x 20 JSI	.150
IR-12 x 15 x 22.5	.020	IR-20 x 25 x 20.5	.070	IR-32 x 37 x 20	.100
IR-12 x 16 x 11 JSI	.020	IR-20 x 25 x 26	.080	IR-32 x 37 x 30	.150
IR-12 x 16 x 12	.020	IR-20 x 25 x 26.5	.090	IR-32 x 40 x 20	.160
IR-12 x 16 x 12 JSI	.020	IR-20 x 25 x 26.5 JSI	.090	IR-32 x 40 x 36	.290
IR-12 x 16 x 13	.020	IR-20 x 25 x 30	.100	IR-33 x 37 x 13	.077
IRZ-12 x 16 x 14	.030	IR-20 x 25 x 32	.100	IR-35 x 40 x 17	.090
IR-12 x 16 x 16	.030	IR-20 x 25 x 38.5	.120	IR-35 x 40 x 20	.110
IR-12 x 16 x 20	.030	IR-20 x 28 x 16	.125	IR-35 x 40 x 20.5	.110
IR-12 x 16 x 22	.040	IR-20 x 28 x 20	.159	IR-35 x 40 x 22	.120
IR-12 x 18 x 16	.030	IR-22 x 26 x 14	.050	IR-35 x 40 x 30	.160
IR-14 x 17 x 17	.020	IR-22 x 26 x 16	.050	IR-35 x 40 x 34	.180
IR-14 x 18 x 14	.030	IR-22 x 26 x 20	.050	IR-35 x 40 x 40	.210
IR-15 x 18 x 12.5	.025	IR-22 x 28 x 17	.070	IR-35 x 42 x 20	.150
IR-15 x 18 x 16	.025	IR-22 x 28 x 20	.090	IR-35 x 42 x 20.5	.150
IR-15 x 18 x 16.5	.030	IR-22 x 28 x 20.5	.090	IRZ-35 x 42 x 21 JSI	.160
IR-15 x 19 x 16	.030	IR-22 x 28 x 30	.130	IRZ-35 x 42 x 23 JSI	.170
IR-15 x 19 x 20	.040	IR-25 x 29 x 20	.060	IR-35 x 42 x 36	.270

* The above inner races are dimensionally interchangeable with INA, SKF and FAG.

NOTE:

- 1.) Prefix "IRZ" indicates inner races without chamfered raceway ends.
- 2.) Suffix "JSI" indicates inner races with lubrication hole.



NEEDLE BEARINGS - INNER RACES* (cont'd)

Consolidated No. Dimensions d F B	Approx. Wgt. (lbs.)	Consolidated No. Dimensions d F B	Approx. Wgt. (lbs.)	Consolidated No. Dimensions d F B	Approx. Wgt. (lbs.)
IR-35 x 42 x 36 JSI	.270	IR-50 x 60 x 20 JSI	.350	IR-85 x 95 x 30	.740
IR-35 x 43 x 22	.289	IR-50 x 60 x 25	.380	IR-85 x 95 x 36	.880
IR-35 x 44 x 22	.220	IR-50 x 60 x 28	.400	IR-85 x 100 x 35	1.320
IR-38 x 43 x 20	.110	IR-50 x 60 x 40	.690	IR-85 x 100 x 63	2.390
IR-38 x 43 x 30	.170	IR-55 x 60 x 25	.200	IR-90 x 100 x 26	.690
IR-40 x 45 x 17	.100	IR-55 x 60 x 35	.280	IR-90 x 100 x 30	.780
IR-40 x 45 x 20	.120	IR-55 x 63 x 25	.310	IR-90 x 100 x 36	.930
IR-40 x 45 x 20.5	.120	IR-55 x 63 x 45	.630	IR-90 x 105 x 32	1.280
IR-40 x 45 x 30	.180	IR-55 x 65 x 28	.698	IR-90 x 105 x 35	1.380
IR-40 x 45 x 34	.200	IR-55 x 65 x 30	.490	IR-90 x 105 x 63	2.520
IR-40 x 45 x 40	.260	IR-55 x 65 x 60	.980	IR-95 x 105 x 26	.690
IR-40 x 48 x 22	.210	IR-60 x 68 x 25	.340	IR-95 x 105 x 36	.950
IRZ-40 x 48 x 23 JSI	.220	IR-60 x 68 x 35	.490	IR-95 x 110 x 35	1.440
IR-40 x 48 x 40	.390	IR-60 x 68 x 45	.630	IR-95 x 110 x 63	2.650
IR-40 x 50 x 20	.250	IR-60 x 70 x 25	.450	IR-100 x 110 x 30	.850
IR-40 x 50 x 20 JSI	.250	IR-60 x 70 x 28	.762	IR-100 x 110 x 40	1.130
IR-40 x 50 x 22	.250	IR-60 x 70 x 30	.530	IR-100 x 115 x 40	1.750
IR-42 x 47 x 20	.130	IR-60 x 70 x 60	1.060	IR-110 x 120 x 30	.940
IR-42 x 47 x 30	.190	IR-65 x 72 x 25	.320	IR-110 x 125 x 40	1.920
IR-42 x 47 x 32	.190	IR-65 x 72 x 45	.590	IR-120 x 130 x 30	1.020
IR-45 x 50 x 20	.130	IR-65 x 73 x 25	.380	IR-120 x 135 x 45	2.340
IR-45 x 50 x 25	.160	IR-65 x 73 x 35	.530	IR-130 x 145 x 35	3.016
IR-45 x 50 x 25.5	.170	IR-65 x 75 x 28	.530	IR-130 x 150 x 50	5.961
IR-45 x 50 x 35	.230	IR-65 x 75 x 30	.580	IR-140 x 155 x 35	3.234
IR-45 x 50 x 40	.260	IR-65 x 75 x 60	1.150	IR-140 x 160 x 50	6.349
IR-45 x 52 x 22	.200	IR-70 x 80 x 25	.510	IR-150 x 165 x 40	3.950
IRZ-45 x 52 x 23 JSI	.220	IR-70 x 80 x 30	.600	IR-160 x 175 x 40	4.232
IR-45 x 52 x 40	.370	IR-70 x 80 x 35	.710	IR-170 x 185 x 45	5.114
IR-45 x 55 x 20	.300	IR-70 x 80 x 54	1.110	IR-180 x 195 x 45	5.326
IR-45 x 55 x 20 JSI	.300	IR-70 x 80 x 56	1.785	IR-190 x 210 x 50	8.500
IR-45 x 55 x 22	.300	IR-70 x 80 x 60	1.230	IR-200 x 220 x 50	8.782
IR-45 x 55 x 40	.550	IR-75 x 85 x 25	.620	IR-220 x 240 x 50	9.699
IR-50 x 55 x 20	.150	IR-75 x 85 x 30	.640	IR-240 x 265 x 60	16.244
IR-50 x 55 x 25	.180	IR-75 x 85 x 35	.750	IR-260 x 285 x 60	17.564
IR-50 x 55 x 35	.250	IR-75 x 85 x 54	1.170	IR-280 x 305 x 69	21.515
IR-50 x 55 x 40	.290	IR-80 x 90 x 25	.580	IR-300 x 330 x 80	32.448
IR-50 x 58 x 22	.260	IR-80 x 90 x 30	.680	IR-320 x 350 x 80	34.565
IRZ-50 x 58 x 23 JSI	.270	IR-80 x 90 x 35	.790	IR-340 x 370 x 80	35.975
IR-50 x 58 x 40	.470	IR-80 x 90 x 54	1.250	IR-360 x 390 x 80	38.444
IR-50 x 60 x 20	.350	IR-85 x 95 x 26	.640	IR-380 x 415 x 100	59.959

*The above inner races are dimensionally interchangeable with INA, SKF and FAG.

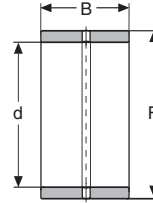
NOTE:

- 1.) Prefix "IRZ" indicates inner races without chamfered raceway ends.
- 2.) Suffix "JSI" indicates inner races with lubrication hole.



NEEDLE BEARINGS - INNER RACES (INCH)

Consolidated No.	Dimensions (Inch)			Approx. Wgt. (lbs.)	Appropriate Bearing No.	Interchange		
	d	F	B			McGill	RBC	Torrington
MI-6-N	.3750	.6250	.7500	.050	MR-10-N	MI-6-N	IR-7133	IR-061012
MI-6	.3750	.6250	1.0000	.070	MR-10	MI-6	IR-7134	-
MI-7-N	.4375	.6250	.7500	.040	MR-10-N	MI-7-N	-	-
MI-8-N	.5000	.7500	.7500	.050	MR-12-N	MI-8-N	IR-7153	IR-081212
MI-8	.5000	.7500	1.0000	.060	MR-12	MI-8	IR-7154	IR-081216
MI-9-N	.5625	.7500	.7500	.040	MR-12-N	MI-9-N	IR-7153-C	-
MI-10-N	.6250	.8750	.7500	.060	MR-14-N	MI-10-N	IR-7173	IR-101412
MI-10	.6250	.8750	1.0000	.080	MR-14	MI-10	IR-7174	IR-101416
MI-11-N	.6875	.8750	.7500	.050	MR-14-N	MI-11-N	IR-7173-C	IR-111412
MI-12-N	.7500	1.0000	.7500	.070	MR-16-N	MI-12-N	IR-7193	IR-121612
MI-12	.7500	1.0000	1.0000	.100	MR-16	MI-12	IR-7194	IR-121616
MI-13-N	.8125	1.0000	.7500	.090	MR-16-N	MI-13-N	IR-7193-C	-
MI-13	.8125	1.0000	1.0000	.110	MR-16	MI-13	IR-7194-C	IR-131616
MI-14-N	.8750	1.1250	1.0000	.110	MR-18-N	MI-14-N	IR-7214	IR-141816
MI-14	.8750	1.1250	1.2500	.130	MR-18	MI-14	IR-7215	IR-141820
MI-15-N	.9375	1.1250	1.0000	.110	MR-18-N	MI-15-N	IR-7214-C	IR-151816
MI-15	.9375	1.1250	1.2500	.120	MR-18	MI-15	IR-7215-C	IR-151820
MI-16-N	1.0000	1.2500	1.0000	.130	MR-20-N	MI-16-N	IR-7234	IR-162016
MI-16	1.0000	1.2500	1.2500	.160	MR-20	MI-16	IR-7235	IR-162020
MI-17	1.0625	1.3750	1.2500	.160	MR-22	MI-17	IR-7255-D	-
MI-18-N	1.1250	1.3750	1.0000	.140	MR-22-N	MI-18-N	IR-7254	IR-182216
MI-18	1.1250	1.3750	1.2500	.170	MR-22	MI-18	IR-7255	IR-182220
MI-19	1.1875	1.5000	1.2500	.240	MR-24	MI-19	IR-7275	IR-192420
MI-20-N	1.2500	1.5000	1.0000	.190	MR-24-N	MI-20-N	IR-7274-C	IR-202416
MI-20	1.2500	1.5000	1.2500	.220	MR-24	MI-20	IR-7275-C	IR-202420
MI-21-N	1.3125	1.6250	1.0000	.200	MR-26-N	MI-21-N	IR-7294	IR-212616
MI-21	1.3125	1.6250	1.2500	.260	MR-26	MI-21	IR-7295	IR-212620
MI-22-4S	1.3750	1.6250	1.2500	.240	MR-26	MI-22-4S	IR-7295-C	IR-222620
MI-22-N	1.3750	1.7500	1.0000	.250	MR-28-N	-	-	-
MI-22	1.3750	1.7500	1.2500	.320	MR-28	MI-22	IR-7315-D	IR-222820
MI-23	1.4375	1.7500	1.2500	.270	MR-28	MI-23	IR-7315	IR-232820
MI-24-N	1.5000	1.7500	1.0000	.180	MR-28-N	MI-24-N	IR-7314-C	IR-242816
MI-24	1.5000	1.7500	1.2500	.220	MR-28	MI-24	IR-7315-C	IR-242820
MI-25-4S	1.5625	1.8750	1.2500	.270	MR-30	MI-25-4S	IR-7335	IR-253020
MI-25	1.5625	2.0000	1.2500	.300	MR-32	MI-25	IR-7355-D1	IR-253220
MI-26-2S	1.6250	1.9380	1.2500	.300	MR-31	MI-26-2S	IR-7345	-
MI-26-N	1.6250	2.0000	1.0000	.300	MR-32-N	MI-26-N	IR-7354	IR-263216
MI-26	1.6250	2.0000	1.2500	.380	MR-32	MI-26	IR-7355-D	IR-263220
MI-27	1.6875	2.0000	1.2500	.320	MR-32	MI-27	IR-7355	IR-273220
MI-28-N	1.7500	2.2500	1.5000	.630	MR-36-N	MI-28-N	IR-8406	IR-283624
MI-28	1.7500	2.2500	1.7500	.740	MR-36	MI-28	IR-8407	IR-283628
MI-30	1.8750	2.2500	1.7500	.850	MR-36	MI-30	IR-8407-C1	-
MI-31	1.9375	2.5000	1.7500	.970	MR-40	MI-31	IR-8447	IR-314028
MI-32-N	2.0000	2.5000	1.5000	.740	MR-40-N	MI-32-N	IR-8446-C	IR-324024
MI-32	2.0000	2.5000	1.7500	.870	MR-40	MI-32	IR-8447-C	IR-324028
MI-34	2.1250	2.5000	1.7500	1.000	MR-40	MI-34	IR-8447-C1	-
MI-35	2.1875	2.7500	1.7500	1.060	MR-44	MI-35	IR-8477	IR-354428
MI-36-N	2.2500	2.7500	1.5000	.830	MR-44-N	MI-36-N	IR-8476-C	IR-364424
MI-36	2.2500	2.7500	1.7500	.970	MR-44	MI-36	IR-8477-C	IR-364428
MI-38	2.3750	3.0000	1.7500	1.280	MR-48	MI-38	IR-8517	IR-384828



MI..

NEEDLE BEARINGS - INNER RACES (INCH) (cont'd)

Consolidated No.	Dimensions (Inch)			Approx. Wgt. (lbs.)	Appropriate Bearing No.	McGill	Interchange	
	d	F	B				RBC	Torrington
MI-39	2.4375	3.0000	1.7500	1.050	MR-48	MI-39	IR-8517-C1	-
MI-40-N	2.5000	3.0000	1.5000	.920	MR-48-N	MI-40-N	IR-8516-C	IR-404824
MI-40	2.5000	3.0000	1.7500	1.070	MR-48	MI-40	IR-8517-C	IR-404828
MI-44	2.7500	3.2500	1.7500	1.170	MR-52	MI-44	IR-9567	IR-445228
MI-47	2.9375	3.5000	2.0000	1.580	MR-56	MI-47	IR-9608	IR-475632
MI-48-N	3.0000	3.5000	1.7500	1.320	MR-56-N	MI-48-N	IR-9607	-
MI-48	3.0000	3.5000	2.0000	1.430	MR-56	MI-48	IR-9608-C	IR-485632
MI-50	3.1250	3.7500	2.0000	1.880	MR-60	MI-50	IR-9648	IR-506032
MI-52	3.2500	3.7500	2.0000	1.520	MR-60	MI-52	IR-9648-C	IR-526032
MI-54	3.3750	4.0000	2.0000	2.040	MR-64	MI-54	IR-9688	IR-546432
MI-56	3.5000	4.0000	2.0000	1.630	MR-64	MI-56	IR-9688-C	IR-566432
MI-60	3.7500	4.2500	2.0000	1.750	MR-68	MI-60	IR-9728-C1	IR-606832
MI-62	3.8750	4.5000	2.2500	3.250	MR-72	MI-62	IR-6769-C	-
MI-64	4.0000	5.0000	2.2500	4.380	MR-80	MI-64	IR-6849	IR-648036
MI-68	4.2500	5.0000	2.2500	5.240	MR-80	MI-68	IR-6849-C	IR-688036
MI-72-N	4.5000	5.5000	2.5000	5.500	MR-88-N	MI-72-N	IR-6918	IR-728840
MI-72	4.5000	5.5000	3.0000	5.970	MR-88	MI-72	IR-6919	IR-728848
MI-80-N	5.0000	6.0000	2.5000	5.930	MR-96-N	MI-80-N	IR-6925	IR-809640
MI-80	5.0000	6.0000	3.0000	7.120	MR-96	MI-80	IR-6926	IR-809648
MI-88-N	5.5000	6.5000	2.5000	6.300	MR-104-N	MI-88-N	IR-6935	IR-8810440
MI-88	5.5000	6.5000	3.0000	7.560	MR-104	MI-88	IR-6936	IR-8810448
MI-96	6.0000	7.2500	3.0000	11.060	MR-116	MI-96	IR-2326	IR-9611648
MI-104	6.5000	7.7500	3.0000	11.900	MR-124	MI-104	IR-2426	IR-10412448
MI-112	7.0000	8.2500	3.0000	12.700	MR-132	MI-112	IR-2526	IR-11213248
MI-120	7.5000	8.7500	3.0000	13.600	MR-140	MI-120	IR-2626	IR-12014048
MI-128	8.0000	9.2500	3.0000	14.400	MR-148	MI-128	IR-2726	IR-12814848

NOTE:

- 1.) Inner races are made from 52100 steel and are hardened to Rockwell hardness 60-64 RC.
- 2.) Inner races have an internal centered oil groove and one oil hole.



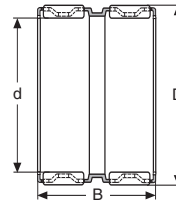
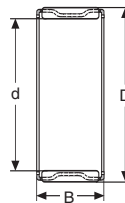
NEEDLE BEARINGS - CAGE ASSEMBLY*

Consolidated No. Dimensions d D B	Approx. Wgt. (lbs.)	Consolidated No. Dimensions d D B	Approx. Wgt. (lbs.)	Consolidated No. Dimensions d D B	Approx. Wgt. (lbs.)	Consolidated No. Dimensions d D B	Approx. Wgt. (lbs.)
K-3 x 5 x 7	.010	K-14 x 17 x 10	.010	K-18 x 22 x 13	.020	K-22 x 30 x 20	.070
K-3 x 5 x 9	.010	K-14 x 18 x 8	.010	K-18 x 22 x 14	.020	K-22 x 32 x 24	.120
K-3 x 6 x 7	.010	K-14 x 18 x 10	.010	K-18 x 22 x 17	.030	K-22 x 32 x 30	.140
K-4 x 7 x 7	.010	K-14 x 18 x 13	.020	K-18 x 22 x 20	.030	K-23 x 28 x 24	.060
K-4 x 7 x 10	.010	K-14 x 18 x 15	.020	K-18 x 23 x 20		K-23 x 35 x 16	.075
					.040		
K-5 x 8 x 8	.010	K-14 x 18 x 16	.020	K-18 x 24 x 12	.030	K-24 x 28 x 10	.020
K-5 x 8 x 10	.010	K-14 x 18 x 17	.020	K-18 x 24 x 13	.030	K-24 x 28 x 13	.020
K-5 x 9 x 13	.010	K-14 x 18 x 28../2	.030	K-18 x 24 x 15	.040	K-24 x 28 x 16	.030
K-6 x 9 x 8	.010	K-14 x 19 x 13	.025	K-18 x 24 x 20	.050	K-24 x 28 x 17	.030
K-6 x 9 x 10	.010	K-14 x 19 x 18	.030	K-18 x 25 x 14		K-24 x 28 x 36../2	.060
					.050		
K-6 x 10 x 13	.010	K-14 x 20 x 10	.020	K-18 x 25 x 22	.060	K-24 x 29 x 13	.035
K-7 x 9 x 7	.010	K-14 x 20 x 11	.020	K-18 x 26 x 12	.040	K-24 x 30 x 10	.030
K-7 x 10 x 8	.010	K-14 x 20 x 12	.020	K-18 x 26 x 20	.060	K-24 x 30 x 13	.040
K-7 x 10 x 10	.010	K-15 x 18 x 14	.020	K-19 x 23 x 13	.020	K-24 x 30 x 17	.050
K-7 x 11 x 15	.010	K-15 x 18 x 16	.020	K-19 x 23 x 17		K-24 x 30 x 22	.060
					.030		
K-8 x 11 x 8	.010	K-15 x 18 x 17	.020	K-20 x 24 x 8	.020	K-24 x 30 x 30../2	.090
K-8 x 11 x 9	.010	K-15 x 18 x 22../2	.020	K-20 x 24 x 10	.020	K-24 x 30 x 31../2	.091
K-8 x 11 x 10	.010	K-15 x 19 x 10	.020	K-20 x 24 x 12	.020	K-24 x 36 x 23	.120
K-8 x 11 x 13	.010	K-15 x 19 x 11	.020	K-20 x 24 x 13	.020	K-25 x 29 x 10	.020
K-8 x 12 x 10	.010	K-15 x 19 x 13	.020	K-20 x 24 x 14		K-25 x 29 x 13	.030
					.020		
K-8 x 12 x 12	.010	K-15 x 19 x 14	.020	K-20 x 24 x 17	.030	K-25 x 30 x 10	.030
K-8 x 12 x 13	.010	K-15 x 19 x 17	.020	K-25 x 29 x 17	.030	K-25 x 30 x 12	.030
K-9 x 12 x 9	.010	K-15 x 19 x 20	.030	K-20 x 24 x 18	.030	K-25 x 30 x 13	.030
K-9 x 12 x 10	.010	K-15 x 19 x 22../2	.030	K-20 x 25 x 40../2	.080	K-25 x 30 x 17	.040
K-9 x 12 x 11	.010	K-15 x 19 x 24../2	.030	K-20 x 26 x 12		K-25 x 30 x 18	.040
					.030		
K-9 x 12 x 13	.010	K-15 x 20 x 13	.020	K-20 x 26 x 13	.030	K-25 x 30 x 20	.050
K-10 x 13 x 9	.010	K-15 x 21 x 15	.030	K-20 x 26 x 17	.040	K-25 x 30 x 24	.060
K-10 x 13 x 10	.010	K-15 x 21 x 21	.040	K-20 x 26 x 20	.050	K-25 x 30 x 26../2	.065
K-10 x 13 x 11	.010	K-16 x 20 x 8	.010	K-20 x 28 x 16	.060	K-25 x 31 x 14	.040
K-10 x 13 x 13	.010	K-16 x 20 x 10	.020	K-20 x 28 x 20		K-25 x 31 x 17	.050
					.070		
K-10 x 13 x 16	.010	K-16 x 20 x 13	.020	K-20 x 28 x 25	.080	K-25 x 31 x 20	.060
K-10 x 14 x 10	.010	K-16 x 20 x 14	.020	K-20 x 30 x 30	.130	K-25 x 31 x 21	.060
K-10 x 14 x 13	.010	K-16 x 20 x 17	.020	K-21 x 25 x 10	.020	K-25 x 31 x 24	.070
K-10 x 16 x 12	.010	K-16 x 20 x 20	.030	K-21 x 25 x 13	.020	K-25 x 32 x 15	.050
K-11 x 14 x 10	.010	K-16 x 21 x 10	.020	K-21 x 25 x 17		K-25 x 32 x 16	.050
					.030		
K-11 x 14 x 14	.010	K-16 x 21 x 12	.020	K-22 x 26 x 8	.020	K-25 x 32 x 24	.080
K-12 x 15 x 9	.010	K-16 x 22 x 12	.030	K-22 x 26 x 10	.020	K-25 x 33 x 20	.080
K-12 x 15 x 10	.010	K-16 x 22 x 13	.042	K-22 x 26 x 11	.025	K-25 x 33 x 24	.100
K-12 x 15 x 13	.010	K-16 x 22 x 16	.030	K-22 x 26 x 13	.030	K-25 x 33 x 25	.100
K-12 x 15 x 15	.010	K-16 x 22 x 20	.040	K-22 x 26 x 14		K-25 x 35 x 25	.120
					.030		
K-12 x 16 x 8	.010	K-16 x 24 x 20	.060	K-22 x 26 x 17	.040	K-25 x 35 x 30	.150
K-12 x 16 x 10	.010	K-17 x 20 x 10	.010	K-22 x 26 x 18	.040	K-25 x 37 x 20	.175
K-12 x 16 x 13	.010	K-17 x 21 x 10	.020	K-22 x 27 x 15	.040	K-26 x 30 x 10	.025
K-12 x 17 x 10	.020	K-17 x 21 x 15	.020	K-22 x 27 x 17	.040	K-26 x 30 x 13	.030
K-12 x 17 x 11	.020	K-17 x 21 x 17	.020	K-22 x 27 x 40../2	.090	K-26 x 30 x 17	.040
K-12 x 17 x 13	.020	K-17 x 22 x 20	.040	K-22 x 28 x 13	.040	K-26 x 30 x 22../2	.040
K-12 x 17 x 14	.020	K-17 x 23 x 15	.030	K-22 x 28 x 17	.050	K-26 x 31 x 13	.040
K-12 x 18 x 12	.020	K-17 x 27 x 17	.050	K-22 x 29 x 15	.050	K-26 x 31 x 20	.060
K-13 x 17 x 10	.010	K-18 x 22 x 8	.020	K-22 x 29 x 16	.050	K-27 x 34 x 16	.060
K-13 x 18 x 15	.020	K-18 x 22 x 10	.020	K-22 x 30 x 15	.050	K-27 x 34 x 17	.060

*The above cage assemblies are dimensionally interchangeable with INA, SKF and FAG.

NOTE:

- 1.) Some sizes may come furnished with a plastic cage. Consult factory for availability.
- 2.) Suffix "../2" - Double row cage assembly.



Double Row
/2

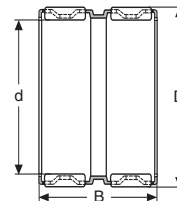
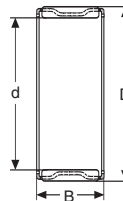
NEEDLE BEARINGS - CAGE ASSEMBLY* (cont'd)

Consolidated No. Dimensions d D B	Approx. Wgt. (lbs.)	Consolidated No. Dimensions d D B	Approx. Wgt. (lbs.)	Consolidated No. Dimensions d D B	Approx. Wgt. (lbs.)	Consolidated No. Dimensions d D B	Approx. Wgt. (lbs.)
K-28 x 32 x 21	.040	K-32 x 38 x 26	.090	K-37 x 45 x 26	.140	K-45 x 49 x 19	.060
K-28 x 33 x 10	.040	K-32 x 39 x 14	.060	K-37 x 47 x 19	.130	K-45 x 49 x 31../2	.110
K-28 x 33 x 13	.040	K-32 x 39 x 16	.070	K-38 x 41 x 9	.050	K-45 x 50 x 13	.050
K-28 x 33 x 17	.050	K-32 x 39 x 18	.080	K-38 x 43 x 17	.060	K-45 x 50 x 17	.070
K-28 x 33 x 27	.070	K-32 x 40 x 20	.080	K-38 x 43 x 27	.090	K-45 x 50 x 18	.070
K-28 x 34 x 17	.060	K-32 x 40 x 25	.130	K-38 x 46 x 20	.110	K-45 x 50 x 20	.080
K-28 x 34 x 20	.060	K-32 x 40 x 36	.180	K-38 x 46 x 32	.180	K-45 x 50 x 27	.110
K-28 x 35 x 15	.060	K-32 x 40 x 42../2	.200	K-38 x 50 x 33	.290	K-45 x 50 x 30../2	.120
K-28 x 35 x 16	.060	K-32 x 42 x 42	.240	K-39 x 44 x 24	.090	K-45 x 50 x 32../2	.130
K-28 x 35 x 17	.060	K-32 x 46 x 18	.180	K-39 x 44 x 26../2	.090	K-45 x 52 x 18	.110
K-28 x 35 x 18	.070	K-32 x 46 x 32	.220	K-40 x 44 x 13	.045	K-45 x 52 x 21	.130
K-28 x 35 x 27	.100	K-34 x 44 x 26	.180	K-40 x 45 x 13	.050	K-45 x 53 x 20	.130
K-28 x 36 x 20	.090	K-35 x 40 x 13	.040	K-40 x 45 x 17	.060	K-45 x 53 x 21	.140
K-28 x 36 x 32	.080	K-35 x 40 x 17	.060	K-40 x 45 x 18	.070	K-45 x 53 x 22	.150
K-28 x 40 x 25	.100	K-35 x 40 x 18	.060	K-40 x 45 x 21	.080	K-45 x 53 x 25	.170
K-29 x 34 x 27	.080	K-35 x 40 x 19	.060	K-40 x 45 x 27	.090	K-45 x 53 x 28	.180
K-30 x 34 x 13	.049	K-35 x 40 x 25	.090	K-40 x 45 x 29	.090	K-45 x 53 x 35	.220
K-30 x 35 x 11	.035	K-35 x 40 x 26../2	.090	K-40 x 46 x 17	.080	K-45 x 59 x 18 TN	.220
K-30 x 35 x 13	.040	K-35 x 40 x 27	.080	K-40 x 46 x 20	.035	K-45 x 59 x 32	.450
K-30 x 35 x 17	.050	K-35 x 40 x 30../2	.110	K-40 x 46 x 40../2	.170	K-45 x 59 x 36	.500
K-30 x 35 x 18	.050	K-35 x 40 x 31	.110	K-40 x 47 x 18	.090	K-45 x 60 x 40	.520
K-30 x 35 x 20	.060	K-35 x 40 x 32../2	.110	K-40 x 48 x 20	.120	K-45 x 60 x 45	.580
K-30 x 35 x 23	.070	K-35 x 41 x 12	.050	K-40 x 50 x 27	.100	K-46 x 53 x 36../2	.220
K-30 x 35 x 23../2	.070	K-35 x 41 x 14	.060	K-40 x 55 x 45	.550	K-47 x 52 x 17	.140
K-30 x 35 x 24	.070	K-35 x 41 x 40../2	.160	K-40 x 56 x 26	.150	K-47 x 52 x 27	.220
K-30 x 35 x 26../2	.070	K-35 x 42 x 16	.070	K-41 x 48 x 31../2	.150	K-47 x 53 x 25	.120
K-30 x 35 x 27	.080	K-35 x 42 x 18	.080	K-41 x 48 x 35	.180	K-47 x 55 x 28	.160
K-30 x 35 x 27../2	.080	K-35 x 42 x 20	.090	K-42 x 47 x 13	.050	K-47 x 55 x 28	.180
K-30 x 36 x 12	.040	K-35 x 42 x 22	.100	K-42 x 47 x 17	.070	K-48 x 53 x 17	.080
K-30 x 36 x 14	.050	K-35 x 42 x 30	.140	K-42 x 47 x 25	.090	K-48 x 54 x 19	.100
K-30 x 37 x 13	.050	K-35 x 42 x 45../2	.220	K-42 x 47 x 27	.100	K-49 x 55 x 32../2	.150
K-30 x 37 x 16	.070	K-35 x 45 x 20	.130	K-42 x 47 x 30../2	.250	K-49 x 65 x 38	.470
K-30 x 37 x 18	.080	K-35 x 45 x 30	.230	K-42 x 47 x 34../2	.290	K-50 x 55 x 13.5	.070
K-30 x 38 x 14	.060	K-35 x 45 x 41	.270	K-42 x 49 x 14	.080	K-50 x 55 x 17	.070
K-30 x 40 x 18	.120	K-35 x 45 x 49../2	.320	K-42 x 49 x 17	.090	K-50 x 55 x 20	.090
K-30 x 40 x 30	.170	K-35 x 50 x 23	.200	K-42 x 50 x 13	.100	K-50 x 55 x 30	.130
K-30 x 42 x 30	.170	K-35 x 50 x 40	.300	K-42 x 50 x 18	.110	K-50 x 56 x 23	.140
K-30 x 44 x 26	.130	K-36 x 40 x 29 TN	.100	K-42 x 50 x 20	.120	K-50 x 57 x 18	.110
K-32 x 36 x 15	.040	K-36 x 42 x 16	.060	K-42 x 50 x 40../2	.170	K-50 x 58 x 14	.080
K-32 x 37 x 13	.040	K-37 x 42 x 17	.060	K-43 x 48 x 17	.070	K-50 x 58 x 20	.150
K-32 x 37 x 17	.050	K-37 x 42 x 27	.090	K-43 x 48 x 18	.070	K-50 x 58 x 25	.180
K-32 x 37 x 27	.080	K-37 x 42 x 28../2	.100	K-43 x 48 x 27	.110	K-50 x 58 x 35	.250
K-32 x 38 x 20	.070	K-37 x 44 x 15	.080	K-43 x 50 x 18	.120	K-50 x 58 x 56../2	.400
K-32 x 38 x 23	.080	K-37 x 44 x 18	.090	K-44 x 50 x 22	.110	K-50 x 60 x 32	.200
K-32 x 38 x 25	.090	K-37 x 44 x 19	.090	K-44 x 50 x 30.5../2	.150	K-50 x 62 x 22	.140

*The above cage assemblies are dimensionally interchangeable with INA, SKF and FAG.

NOTE:

- 1.) Some sizes may come furnished with a plastic cage. Consult factory for availability.
- 2.) Suffix "../2" - Double row cage assembly.



Double Row
./2

NEEDLE BEARINGS - CAGE ASSEMBLY (cont'd)

Consolidated No. Dimensions d D B	Approx. Wgt. (lbs.)	Consolidated No. Dimensions d D B	Approx. Wgt. (lbs.)	Consolidated No. Dimensions d D B	Approx. Wgt. (lbs.)	Consolidated No. Dimensions d D B	Approx. Wgt. (lbs.)
						K-50 x 66 x 30	.220
K-50 x 70 x 32	.400	K-63 x 71 x 20	.180	K-80 x 88 x 30	.340	K-125 x 133 x 35	.640
K-52 x 57 x 12	.060	K-64 x 70 x 16	.180	K-80 x 88 x 40./2	.390	K-130 x 137 x 24	.470
K-52 x 57 x 17	.080	K-65 x 70 x 20	.110	K-80 x 88 x 46./2	.450	K-130 x 140 x 38	.860
K-52 x 59 x 18	.120	K-65 x 70 x 30	.170	K-80 x 88 x 55./2	.500	K-130 x 140 x 45	.000
K-52 x 60 x 24	.170	K-65 x 73 x 23	.381	K-80 x 90 x 25	.350	K-135 x 143 x 35	.058
K-55 x 60 x 17	.090	K-65 x 73 x 27	.270	K-85 x 92 x 20	.210	K-135 x 145 x 38	.900
K-55 x 60 x 20	.100	K-65 x 73 x 30	.290	K-85 x 93 x 25	.310	K-140 x 150 x 43	.020
K-55 x 60 x 27	.140	K-65 x 75 x 27	.310	K-85 x 93 x 30	.370	K-145 x 153 x 26	.924
K-55 x 60 x 30	.150	K-68 x 74 x 20	.140	K-90 x 97 x 20	.384	K-150 x 160 x 43	.090
K-55 x 60 x 40./2	.190	K-68 x 74 x 30	.210	K-90 x 97 x 30	.236	K-150 x 160 x 46	.010
K-55 x 62 x 18	.120	K-68 x 74 x 35./2	.400	K-90 x 98 x 25	.300	K-155 x 163 x 26	.935
K-55 x 62 x 30	.140	K-68 x 74 x 40./2	.440	K-90 x 98 x 27	.529	K-160 x 168 x 22	.470
K-55 x 63 x 15	.120	K-68 x 76 x 20	.190	K-90 x 98 x 30	.370	K-160 x 170 x 43	.150
K-55 x 63 x 20	.160	K-70 x 76 x 20	.150	K-90 x 98 x 50./2	.500	K-160 x 170 x 46	.940
K-55 x 63 x 24	.190	K-70 x 76 x 30	.220	K-95 x 103 x 20	.280	K-165 x 173 x 26	.580
K-55 x 63 x 25	.200	K-70 x 78 x 20	.200	K-95 x 103 x 27	.380	K-170 x 180 x 43	.230
K-55 x 63 x 32	.260	K-70 x 78 x 23	.230	K-95 x 103 x 30	.420	K-170 x 180 x 46	.116
K-55 x 63 x 32./2	.240	K-70 x 78 x 25	.250	K-95 x 103 x 40./2	.500	K-175 x 183 x 32	.411
K-55 x 63 x 35	.280	K-70 x 78 x 30	.380	K-100 x 107 x 21	.423	K-185 x 195 x 37	.141
K-55 x 65 x 36	.360	K-70 x 78 x 46./2	.460	K-100 x 108 x 20	.310	K-195 x 205 x 37	.187
K-55 x 73 x 45	.420	K-70 x 80 x 30	.380	K-100 x 108 x 27	.652	K-210 x 220 x 42	.610
K-58 x 63 x 17	.100	K-72 x 80 x 20	.210	K-100 x 108 x 30	.470	K-220 x 230 x 42	.786
K-58 x 64 x 19	.140	K-73 x 79 x 20	.150	K-100 x 110 x 29	.490	K-240 x 250 x 42	.998
K-58 x 64 x 32./2	.190	K-73 x 79 x 30	.175	K-103 x 113 x 43	.550	K-265 x 280 x 50	.384
K-58 x 65 x 18	.130	K-73 x 79 x 50./2	.450	K-105 x 112 x 21	.300		
K-58 x 65 x 36./2	.210	K-75 x 80 x 14	.180	K-105 x 113 x 20	.300		
K-60 x 65 x 20	.110	K-75 x 81 x 20	.020	K-105 x 113 x 27	.410		
K-60 x 65 x 30	.160	K-75 x 81 x 30	.300	K-105 x 113 x 30	.460		
K-60 x 66 x 33./2	.230	K-75 x 83 x 20	.210	K-105 x 115 x 29	.470		
K-60 x 66 x 40./2	.270	K-75 x 83 x 23	.260	K-110 x 117 x 24	.607		
K-60 x 68 x 17	.150	K-75 x 83 x 30	.310	K-110 x 118 x 24	.380		
K-60 x 68 x 20	.170	K-75 x 83 x 35./2	.350	K-110 x 118 x 30	.460		
K-60 x 68 x 23	.200	K-75 x 83 x 40./2	.400	K-110 x 118 x 34	.520		
K-60 x 68 x 25	.220	K-75 x 83 x 46./2	.480	K-110 x 120 x 29	.540		
K-60 x 68 x 30./2	.280	K-77 x 85 x 55./2	.600	K-110 x 120 x 45	.860		
K-60 x 68 x 34./2	.320	K-80 x 86 x 20	.170	K-115 x 123 x 27	.705		
K-60 x 68 x 36	.350	K-80 x 86 x 30	.200	K-115 x 123 x 35	.590		
K-60 x 72 x 32	.500	K-80 x 88 x 20	.240	K-120 x 127 x 24	.582		
K-60 x 75 x 42	.780	K-80 x 88 x 22	.270	K-120 x 128 x 25	.410		
K-62 x 70 x 40./2	.750	K-80 x 88 x 25	.300	K-120 x 128 x 35	.570		

* The above cage assemblies are dimensionally interchangeable with INA, SKF and FAG.

NOTE:

1.) Suffix "./2"- Double row cage assembly.



Our Service Is...

Making our products readily available to you through a nationwide system of warehouses and sales offices. **Consolidated** is ready to fulfill your daily or long term requirements for bearings and related products. We offer the following:

Same Day Shipping Service - All orders that can be filled are shipped the same day they are received.

Emergency Shipment Service – Our staff is available to serve your requirements 24 hours a day, throughout the year including holidays. Emergency phone numbers are listed in our current price schedule.

Overseas Air Service – If stock is available, **Consolidated** will arrange airfreight shipments from our overseas suppliers. Shipments are normally delivered within 10 days.

Direct Phone Order Service – Your calls reach our order desks directly. No voice mail and no delays. WATS numbers for all warehouse locations are listed on the back page of our current price schedule.

Stock Availability Service – With our computerized inventory control system, we can provide you with an immediate answer concerning stock availability from all of our nine (9) warehouse locations. For items not available, precise delivery dates can usually be given.

Technical Service – Our engineering staff can provide you with up-to-date technical information regarding all types of bearing applications.

24-Hour Fax Service – Fax numbers for all warehouse locations are indicated on the back page of our current price schedule.

Bearing Modification Service – Our Cedar Knolls facility is equipped to modify cylindrical roller and needle bearings to various internal clearances – C/3, C/4, W/23, C/5 or custom clearances to meet your special requirements.